





Getting Started with MyMathLab/CourseCompass

MyMathLab/CourseCompass is an interactive website where you can:

- Self-test to improve your math skills
- Practice exercises to help with specific textbook sections
- View a video for further understanding
- Work interactive problems in the Multimedia textbook
- Use customized materials prepared by your instructor

What do you need to get started?

<input checked="" type="checkbox"/>	A Valid Email Address	<i>Don't have it yet?</i> Contact your school's technology center or set up a free account on a web site that offers this service (for example, through Hotmail or Yahoo).
<input checked="" type="checkbox"/>	Course ID (CourseCompass students only)	<i>Don't have it yet?</i> Contact your instructor to get it. The Course ID is unique for each course.
<input checked="" type="checkbox"/>	Student Access Code 	<i>Don't have it yet?</i> If your new textbook was not bundled with a Student Access Code, you need to: <ul style="list-style-type: none"> • Go to your campus bookstore to buy the standalone Student Access Kit (kit contains access code card and instructions) for your textbook OR <ul style="list-style-type: none"> • Purchase online access now using a credit card.   

What steps do I take next?

- 1) In order to register, you will need to use the Course ID: _____ (obtain this by [successfully completing the online orientation quiz](#))
- 2) Go to www.coursecompass.com and click on “**Register**” under the Student menu. Enter your six-word access code found inside your student access kit. This code is found under the yellow tab that reads “Student Access Code”



- 3) Register only ONCE using the information above. You will create your own Login Name and Password.
- 4) After you've registered: Login (bookmark this URL) at www.coursecompass.com using the Login name and Password you have just chosen.
- 5) From the “Welcome page” click on your course, then choose the “Installation Wizard” link to check that your computer has the required set-up and plugins.

** If you have questions or need assistance call tech support at 1 800 677 6337*