



Fact Sheet

Dr. Dianne G. Van Hook
 Superintendent-President since 1988.

Basic Stats

- **College of the Canyons founded:** 1969
- **Campus size:** 153.4 acres
- **College Service Area:** 367 sq. miles
- **Buildings:** 350,144 assigned sq. ft.
- **Student Computer Labs:** 32
- **Median Class Size:** 22
- **Median Age of Students:** 23
- **Headcount:**
 - Fall 2005: 16,504
 - Projected-2015: 20,632
- **Funded Growth Rate:**
 - 2005/2006 (est.): 17.99%
- **Networked Computers:** 1,600
- **Intercollegiate Sports:**
 - Men's 8
 - Women's 9
- **Grants Received in 2005/2006(proj):** \$4.3M
- **High Intensity Transfer Enrichment:**
 HITE is a program that prepares students for transfer to public and private, four-year schools throughout California.
- **Degree Programs (as of February 2006):**
 - AA / AS majors: 60+3 pending approval
 - Certificate programs: 38
 - Career Prep Certificates: 27

Prepared by the Office of Institutional Development & Technology - 4/17/06

➤ Newest Programs / New Curricula:

- Video Game Animation
- Graphic Design
- Multimedia Design
- Paralegal Studies
- International Trade-Finance
- International Trade-Marketing
- Computer Networking (5 certificates of completion)
- In development: Construction Mgmt. Tech., Automotive Technology, Land Surveying, Environmental Science, & Educational Technology

➤ Performing Arts Programs:

- Choral groups
- Flute Choir
- Jazz bands
- Symphonic Band
- Youth Orchestra
- Dance
- Dance Ensemble
- Theater

➤ New Music/Dance Building:

- State-of-the-art practice and rehearsal spaces including an Electronic Music Class / Studio, Arts Appreciation Multimedia Classroom, Keyboard Room, Instrumental Rehearsal & Performance Lab, Choral Rehearsal & Performance Lab

- Cost: \$8.5M
- Completion: Fall 2005

➤ Laboratory Expansion:

- 32,000 sq. ft.
- Will serve 6 departments: Biology, Physics/Astronomy, Allied Health, Chemistry, Engineering, and MESA
- Groundbreaking: October 2005
- Estimated completion: Mid-2007
- Cost: \$20.4M

➤ Canyon Country Educational Center:

- 70-Acre site, Sierra Highway, Canyon Country
- 3,000 students when center opens
- 7,000 to 10,000 students expected at build out (2015)
- Center will offer a full complement of courses and provide a variety of student services
- Site preparation began in Nov. 2005

➤ 2005/2006 Adopted Budget:

- General Fund Expenditures and Ending Fund Balance: \$61.6M
- All Fund Expenditures and Ending Fund Balance: \$108.3M

- **Web page:** <http://www.canyons.edu>

Student Profile - Fall 2005

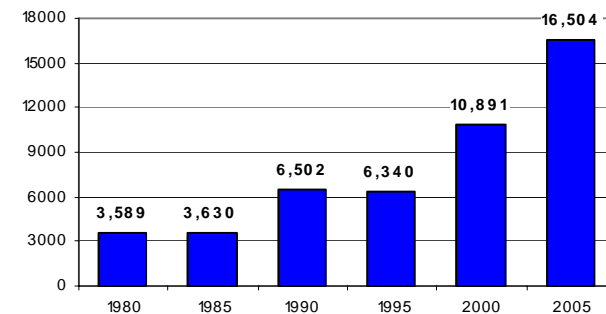
Enrollment Characteristics

Fall 2005 Enrollment

Headcount 16,504

FTES 4,603

Total Fall Enrollment 1980-2005



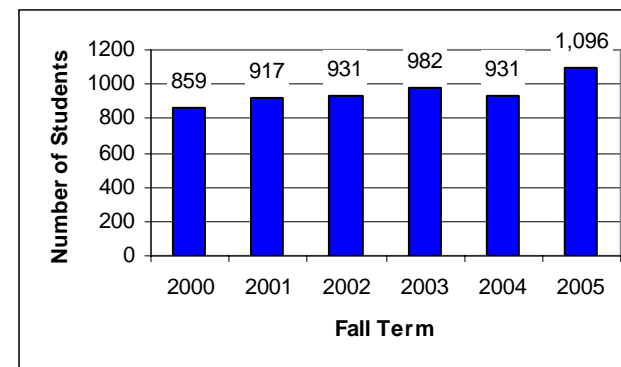
Enrollment Status

Enrollment Status	Headcount	Percent
First Time Student	1,948	11.8%
First-Time Transfer	1,626	9.9%
Returning Student	3,595	21.8%
Continuing Student	7,982	48.4%
Concurrently Enrolled	1,096	6.6%
Unreported	257	1.6%

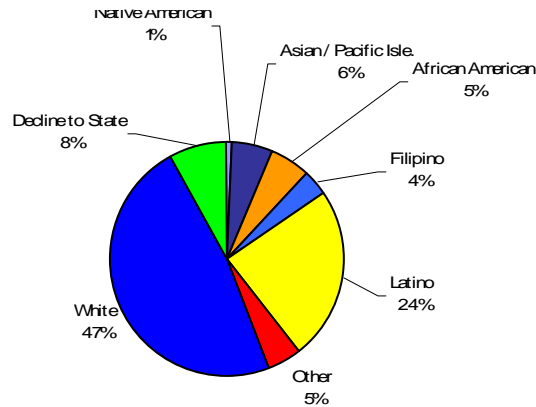
Gender

Men	9,469	57.6%
Women	6,961	42.4%

Concurrent Enrollment Trends: Fall 1999—Fall 2005



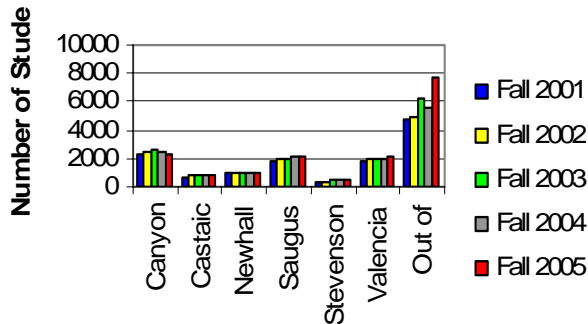
Student Demographics: Fall 2005



Student Origin Fall 2005

Community of Student Residency:

	Fall 2001	Fall 2002	Fall 2003	Fall 2004	Fall 2005
Canyon Country	2,336	2,483	2,543	2,476	2,359
Castaic	653	738	804	754	788
Newhall	966	971	984	948	949
Saugus	1,725	1,914	2,032	2,084	2,083
Stevenson Ranch	396	408	446	483	542
Valencia	1,868	2,039	2,047	1,983	2,129
Out of District	4,782	4,990	6,197	5,505	7,654
Total	12,726	13,543	15,053	14,233	16,504

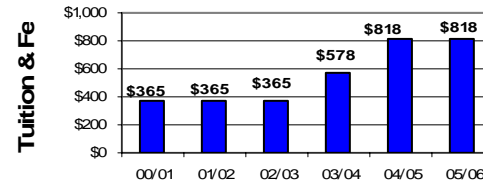


Faculty & Staff Fall 2005

	<u>Headcount</u>
Full-Time Faculty	172
Adjunct Faculty	422
Classified Admin.	32
Educational Admin.	18
Classified Staff	167

Tuition & Financial Aid 2005 / 06

Resident Tuition & Fee History: Full-Time Students



2005 / 06 Tuition & Fees for Full-Time Students

<u>Resident</u>	<u>\$ 818*</u>
Fee per unit	\$26
Annual Student Center Fee	\$1 per unit / \$10 max
Health Fee (Fall and Spring)	\$13
Student Representation Fee	\$1 per semester
<u>Out of State</u>	<u>\$5,166*</u>
Fee per unit	\$145 per unit plus \$26/ unit
Annual Student Center Fee	\$1 per unit / \$10 max
Health Fee (Fall and Spring)	\$13
Student Representation Fee	\$1 per semester

2005 / 06 Financial Awards: \$4,769,743 to 2,339 students
(2005/06 data not available at time of printing)

In compliance with the Student-Right-to-Know and Campus Security Act of 1990 (Public Law 101-542), it is the policy of the Santa Clarita Community College District and College of the Canyons to make available its completion and transfer rates to all current and prospective students. Beginning in Fall 2001, a cohort of all certificate-, degree-, transfer-seeking, full-time, and first-time freshmen students were tracked over a three-year period. The table below illustrates the College's completion and transfer rates compared to the State's rates for the same time period.

<u>Fall 2001 Cohort</u>	<u>COC</u>	<u>State</u>
Transfer & Completion Rate	65.1%	56.7%

*Note that these rates do not represent the success rates of the entire student population at COC as they exclude part-time students and students indicating "undecided" for their educational goal. Also, the rates also do not account for students graduating after this three-year tracking period. As mandated by PL 101-542.

Degrees Conferred 2003/04 & 2004/05

	<u>2003/04</u>	<u>2004/05</u>
AA/AS	765	866
Certificates	56	59

<u>Associate Degrees Awarded (AA / AS)</u>	<u># Awarded</u>	<u>Percent</u>
Accounting	74	8.5%
Administration of Justice	28	3.2%
Administrative Assistant	9	1.0%
Architectural Drafting	3	0.3%
Art	11	1.3%
Athletic Training	1	0.1%
Audio/Radio Production	15	1.7%
Biological and Physical Sciences	39	4.5%
Business Management	18	2.1%
Business - Small Business Management	4	0.5%
Child Development	20	2.3%
Computer Networking: CISCO	18	2.1%
Computer Science Transfer	4	0.5%
Engineering, Transfer	5	0.6%
English	17	2.0%
Fire Control Technology	37	4.3%
History	12	1.4%
Hospitality: Hotel & Restaurant Mgmt	1	0.1%
Hospitality: Hotel Mgmt	3	0.3%
Hospitality: Restaurant Mgmt	2	0.2%
Industrial Quality Control	2	0.2%
Industrial Technologies	3	0.3%
Interior Design and Merchandise	4	0.5%
Journalism	2	0.2%
Library Technician (Aide)	4	0.5%
Marketing	6	0.7%
Mathematics, General	17	2.0%
Mechanical Drafting	1	0.1%
Music	1	0.1%
Nursing RN	67	7.7%
Photography	5	0.6%
Physical Education	3	0.3%
Real Estate	2	0.2%
Social Sciences, General	79	9.1%
Spanish	2	0.2%
Transfer Studies	344	39.7%
Welding & Cutting	3	0.3%
<u>Certificates Awarded</u>	<u># Awarded</u>	<u>Percent</u>
Accounting	8	13.6%
Administrative Assistant	5	8.5%
Animation Production	2	3.4%
Audio/Radio Production	1	1.7%
Biotechnology	1	1.7%
Business Management	3	5.1%
Child Development	1	1.7%
Computer Networking: CISCO	3	5.1%
Fire Control Technology	16	27.1%
Industrial/Manufacturing Technology	1	1.7%
Interior Design and Merchandise	2	3.4%
Library Technician (Aide)	3	5.1%
Marketing	1	1.7%
Medical Assistant	8	13.6%
Photography	2	3.4%
Real Estate	1	1.7%
Welding & Cutting	1	1.7%