

# COC Student Survey Summer 2021

Data collection: 2 weeks, July 23 through August 6<sup>th</sup> , 2021;

Sent individual email links to:

New Students (not enrolled): Fall 2021 Applicants<sup>1</sup>

New/Returning/Continuing Students (enrolled)<sup>2</sup>:

**2,639** Total Respondents\*

**Response Rate 11%**

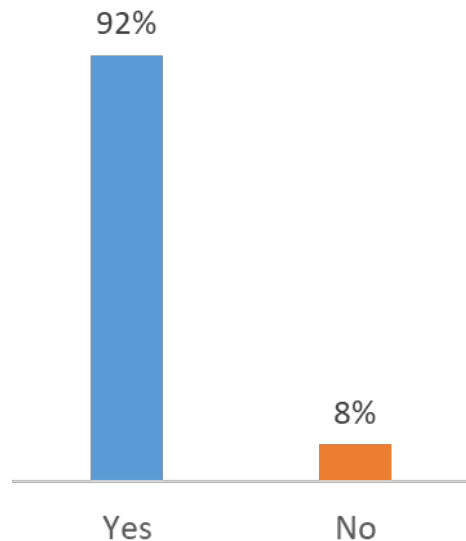
New student respondents: 22%

1. Students with application for fall 2021, but no enrollment as of start of data collection
2. Students enrolled in either Spring 2021/Summer 2021/Fall 2021 (excludes graduates)

\*After removing duplicate responses based on IP address, and multiple responses from same Email id.

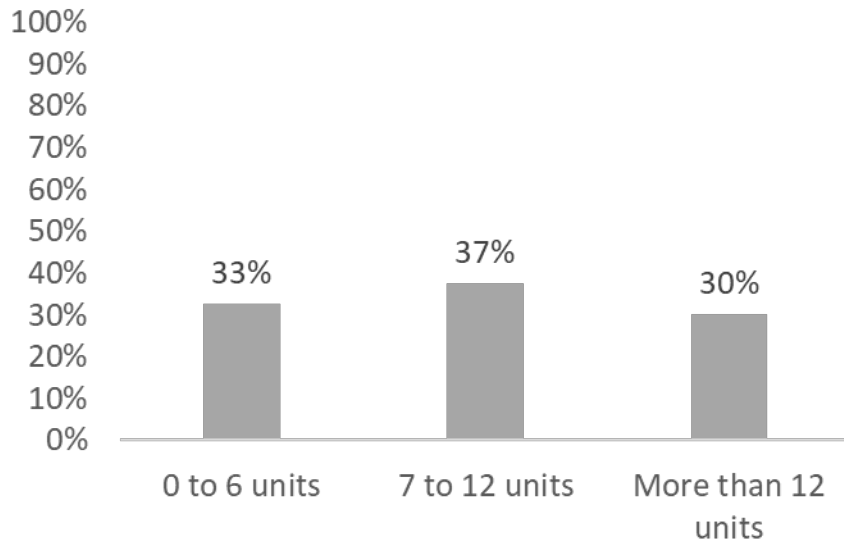
# Are you planning to attend College of the Canyons in the Fall 2021 semester?

(N=2,639)



## Q2: How many units do you plan to take? (N=2,305)

Limited to those who indicated they plan to enroll.



*Large majority who responded to the survey plan to attend. 70% plan to enroll part-time.*

# Please tell us why you are not going to take classes in the Fall 2021 semester (select all that apply):

---

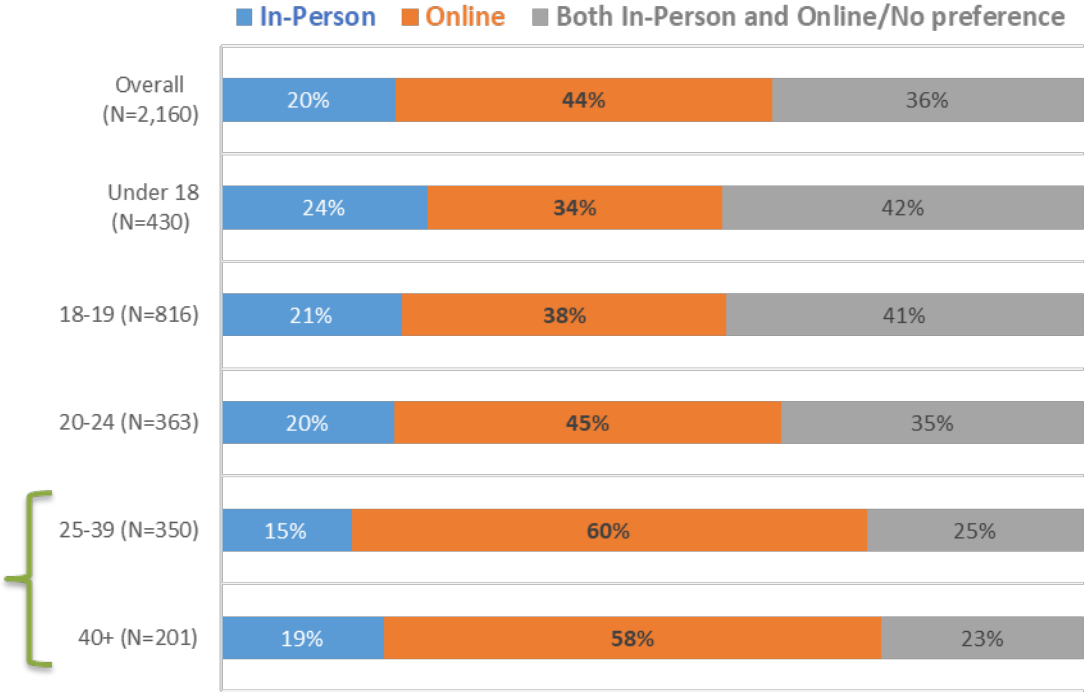
Out of the 8% who indicated that they did not plan to enroll. (N=201 students)

Transferring or Nursing Prog.	Finished classes needed	57
	Enrolled somewhere else	47
	Other (specify)	46
	Need/have a job	29
	Concerns about COVID19	24
	"Still in High School"	23
	Classes I need are not available	18
	Need money to pay for college	13
	Care for family	11
	Don't know what courses to take	6

# Do you prefer to attend most classes:

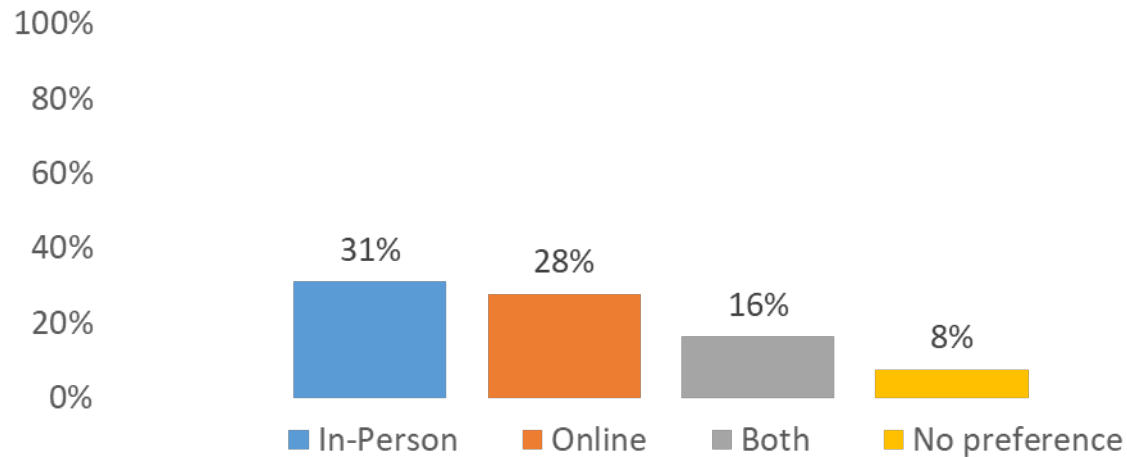
	N	Percent
Online	1010	44%
Both In-Person and Online/ No preference	828	36%
In-Person	474	21%
Total	2312	

Preference by Age Group



## If you plan to take a science, math, or engineering class, would you like those classes to be (N=1910)

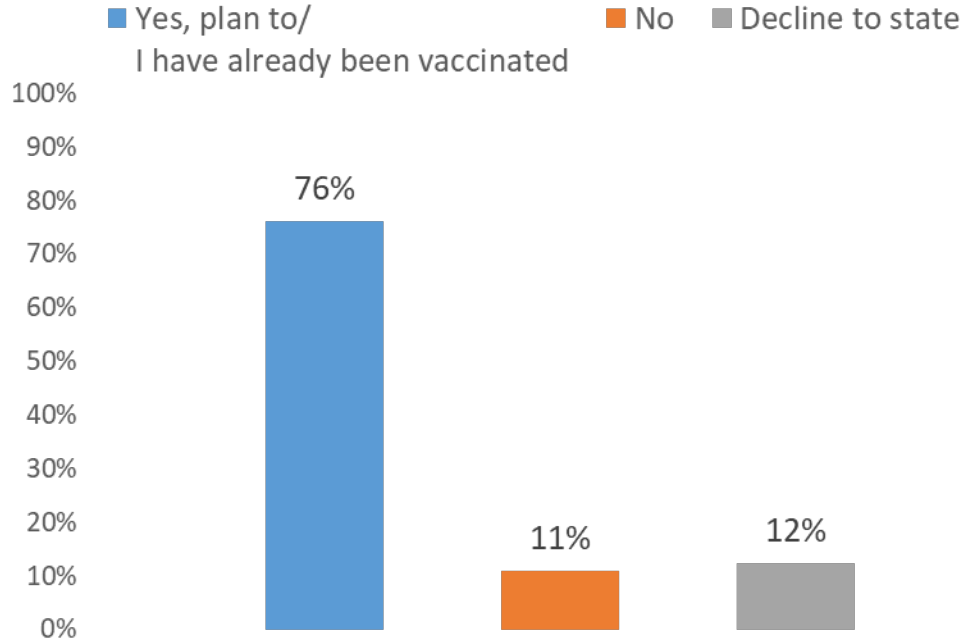
---



Excludes "I do not plan to take a Science, Math or Engr. Course" (N=405)

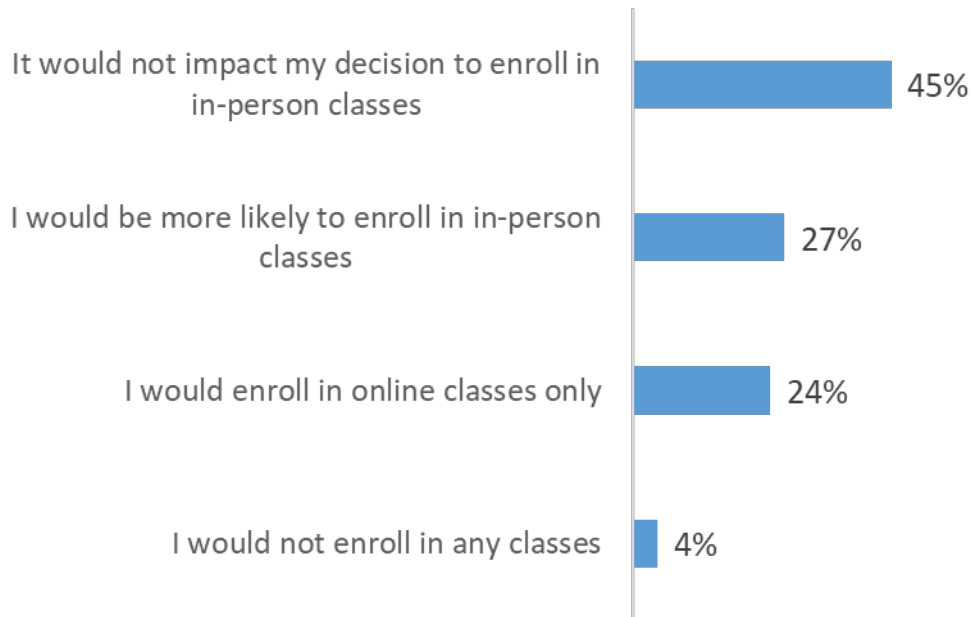
---

# Do you plan on getting the COVID-19 vaccine? (N=2,354)



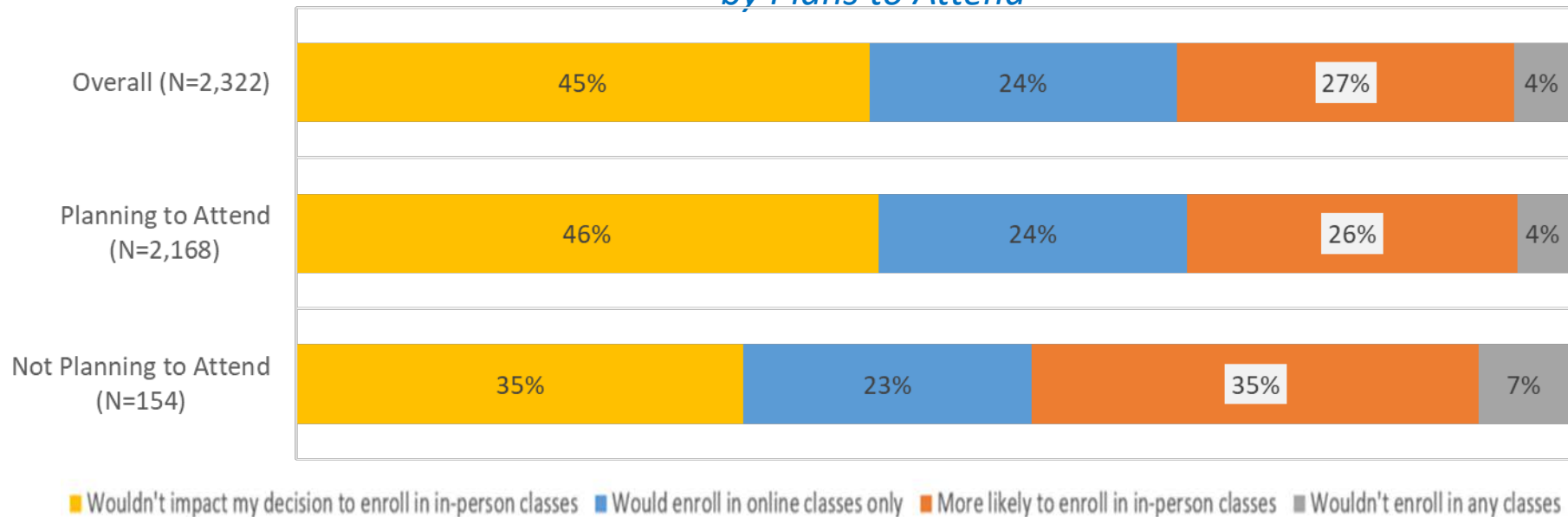
Response	N
Yes, plan to/ I have already been vaccinated	1800
No	260
Decline to state	294

# If there was a requirement to be vaccinated to attend in-person classes at the college, how would this impact your decision to enroll in in-person classes? (N=2,322)



# If there was a requirement to be vaccinated to attend in-person classes at the college, how would this impact your decision to enroll in in-person classes? (N=2,322)

*by Plans to Attend*





## How can the College help you? Select all that apply:

I don't need any help from the College at this time	998
Need money for College	649
Need to speak to Counselor	625
Need tutor	354
Need to find a job	335
Need assistance registering	269
Would like to tour the college	197
Need a computer/software/internet etc.	179
Need access to food/nutrition	104
Need a place to live	75
Other	68

### Top 3 most common



## What are most important to you when deciding to enroll? Select all that apply.

---

Availability of Classes I need	1,940
Clear degree/cert requirements	1429
Helpfulness of faculty/staff	1042
Access to services	878
Co-curricular activity	317
Other	77

**Where have you seen advertisements for College of the Canyons? Select all that apply.**

Mail delivered to home	938
Bridge banners around Santa Clarita	859
On my mobile device	686
Other	322
College Marquee	212
TV	200
Signal e-newsletter	161
KHTS e-newsletter	116
Radio	112
TikTok	77
Music streaming service	32
Pizza boxes	4

**What are the best ways for us to communicate information to you? Select all that apply.**

Email	2074
Text	1324
Mail delivered to home	438
College website	276
Canyons M mobile app	229
College social media	120
Other	23

## Would you take advantage of regular coffee and/or food service if it was available on campus? (N=2320)

---

Response	N
Yes	1655
No	192
No preference	473

## Why do you want to be a student in the Fall? Select all that apply.

---

	N
To get a degree/cert	1802
To figure out what I want to do next	601
To get a job	591
To enhance/update my skills	322
Other	212

## What is your age?

---

	N	Percent (%)
Under 18	479	18.2
18-19 years	836	31.7
20-24 year	402	15.2
25-39 years	371	14.1
40+	225	8.5
Unknown/Missing	326	12.4

---

**If there was a requirement to be vaccinated to attend in-person classes at the college, how would this impact your decision to enroll in in-person classes?**

**Open-Responses**

Out of the 2322 respondents to the question above, 160  
Comments provided in addition.

Open-responses are being coded

---

## What is your race/ethnicity? (If you identify as multi-racial, select all that apply)

---

	N	Percent (%)
Hispanic/Latino/a/x	862	32.7
Black/African American	89	3.4
Asian	147	5.6
Filipino	80	3.0
White	612	23.2
Native American	6	
Hawaiian/Pacific Islander	5	
Two or more Races	364	13.8
Unknown/Decline to state	484	17.4



## Which best describes your gender identity?

---

	N	Percent (%)
Female	1479	55.7
Male	742	28
Non-Binary/Trans/Gender Queer	53	2.0
Decline to state	44	1.7
Other (optional to specify)	6	0.2
Unknown/Missing	329	12.4

## Would you like someone from the college to contact you to provide additional information or assistance?

---

Response	N
Yes	671
No	1636
Skipped	332

Students were directed to a form where they provided contact information and these responses were shared with student services to follow up.

---