







# Verifying Your Identity with ID.me within the OpenCCC/CCCApply process

## A comprehensive step-by-step guide

### Why Verify Your Identity?

-  **Integration with OpenCCC/CCCApply:**  
Verification as part of the larger OpenCCC/CCCApply process.
-  **Protects Against Fraud:**  
Ensures your application is secure.
-  **Speeds Up Application Processing:**  
Streamlines your journey through OpenCCC/CCCApply.
-  **Enables Access to Services:**  
Unlock full benefits within the CCC system.
-  **Strengthens Security:**  
Adds an extra layer of protection.
-  **Annual Requirement:**  
Only needed once per year.



### Set Up Your Account (Starts in OpenCCC/CCCApply)

1



**Navigate from OpenCCC/CCCApply:**  
Begin verification after creating/  
logging into your OpenCCC account.

2



**Redirect to ID.me Website:**  
You will be directed to ID.me for  
detailed verification.

3



**Account Creation on ID.me:**  
Click "Create Account," enter  
email and password.

4



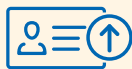
**Personal Information:**  
Provide your SSN\* and confirm  
personal details.

5



**Multi-Factor Authentication:**  
Set up for added security.

6



**Upload ID Images:**  
Driver's license, state ID, or passport.

7



**Clear Selfie:**  
Ensure your face is visible for  
identity matching.

8



**Answer Confirmation Questions:**  
For additional verification.

### Verify Your Identity (on ID.me)

# Verifying Your Identity with ID.me within the OpenCCC/CCCApply process

## A comprehensive step-by-step guide

### Complete the Process and Return to OpenCCC/CCCApply

9



#### Email Confirmation:

Check your email for a link from ID.me.

10



#### Link Click:

Finalize your ID.me verification by clicking the link.

11



#### Return to OpenCCC/CCCApply:

Use your new ID.me credentials to continue your application process.

### Resources and Next Steps



#### Guides and Videos:

Step-by-step help on ID.me and integration with OpenCCC/CCCApply.



#### ID.me Support and FAQs:

Assistance specifically for ID.me verification issues.



#### Next Steps:

After ID.me verification, proceed to the next steps in your OpenCCC/CCCApply application.

\*Provide necessary information, including your full legal name, address, phone number, date of birth, and Social Security Number (if you have one). Make sure these match your ID documents.