

COC FOUNDATION
Financial Statements Overview
 Period Ending June 30, 2024



OVERVIEW

Fiscal year 2023-24 ended with the net revenue above budget at \$29,705. The Adopted Budget included revenues of \$264,200 and expenses of \$263,400, with a net revenue of \$800. Revenues of \$270,400 are \$6,200 above budget at 106%. Expenses of \$240,695 are \$22,705 below budget at 91%.

2023-24	Adopted Budget	YTD Actuals	Variance to Adopted Budget	Actuals as a % of Budget
Revenues	\$264,200	\$270,400	\$6,200	102%
Expenses	(\$263,400)	(\$240,695)	\$22,705	91%
Net Revenue	\$800	\$29,705	\$28,905	

REVENUES

Revenues are at 102% of with the Golf Tournament, interest, planned gift value, Fund 82 interest sweep and Development fundraising tracking at or above budget. However, revenues from Chancellor’s Circle, Silver Spur, life insurance cash value, transfers for admin fees, Annual Fund appeal, and Alumni Development are below budget. Below are highlights of year to date revenues:

	Adopted Budget	Current Budget	6/30/24 Actuals	Variance of 6/30/24 Actuals to Current Budget	% to Current Budget
• Interest/Dividends: LACOE interest at 4.22% and bank interest	\$4,000	\$4,000	\$6,105	\$2,105	153%
• Change in Life Insurance Cash Value: Annual year end adjustment from insurance statements	\$4,000	\$4,000	\$3,048	(\$952)	76%
• Change in Irrevocable Planned Gift Value: Annual year end adjustment from IRS table	\$700	\$700	\$809	\$109	116%
• Interfund Transfers: Fund 82 interest sweep	\$20,000	\$20,000	\$20,000	\$0	100%
• Interfund Transfers-Admin Fees: Admin fee on donation to Medical Lab Tech Program	\$5,000	\$5,000	\$1,000	(\$4,000)	20%
• Annual Fund Appeal: Letters sent November 2023 and Spring 2024 to all constituents: alumni, board members, community members and friends.	\$15,000	\$15,000	\$10,816	(\$4,184)	72%
• Development Fundraising: Community donations/payroll deductions/Tribute Bench Program	\$5,000	\$5,000	\$5,716	\$716	114%
• Alumni Development: Alumni outreach/events; Alumni Mixer held October 2023 and 3x3 Basketball Tournament held April 2024	\$5,000	\$5,000	\$3,450	(\$1,550)	69%
Subtotal	58,700	58,700	50,944	(7,756)	87%
Special Events					
• Golf Tournament: Event held October 2023	\$55,000	\$55,000	\$82,175	\$27,175	149%
• Chancellor’s Circle: New memberships and renewals; Dinner event held October 2023	\$60,000	\$60,000	\$53,171	(\$6,829)	89%
• Silver Spur: Event held April 2024	\$90,500	\$90,500	\$84,110	(\$6,390)	93%
Special Events Subtotal	\$205,500	\$205,500	\$219,456	\$13,956	107%
REVENUES TOTAL	\$264,200	\$264,200	\$270,400	\$6,200	102%

EXPENSES

Expenses are at 91% of budget with a number of variances both at and below budget. Below are highlights of year to date expenses:

	Adopted Budget	Current Budget	6/30/24 Actuals	Variance of 6/30/24 Actuals to Current Budget	% to Current Budget
• Salaries & Benefits					
o Classified Clerical (Inc. Benefits): Payroll for Event Coordinator, college assistant and adult hourly	\$74,900	\$74,900	\$66,524	(\$8,376)	89%
o Contract Services: Temporary staff through Street Consulting from April - June	\$0	\$0	\$14,439	\$14,439	n/a
Salaries & Benefits Subtotal:	\$74,900	\$74,900	\$80,963	\$6,063	108%
• Development Fundraising					
o Contract Services: Raisers Edge NXT subscription	\$11,200	\$11,200	\$11,200	\$0	100%
o Mileage: No expenses to date	\$500	\$500	\$0	(\$500)	0%
o Conferences: No expenses to date	\$2,000	\$2,000	\$0	(\$2,000)	0%
o Event/Meeting Attendance: Networking events: SCV Chamber Mixer & Award/Installation and Valley Industrial Luncheon	\$2,000	\$2,000	\$365	(\$1,635)	18%
o Memberships: SCV Chamber of Commerce, NCCCF and City of Santa Clarita Tourism	\$800	\$800	\$740	(\$60)	93%
o Advertising/Marketing: Constant Contact subscription	\$6,200	\$6,200	\$3,204	(\$2,996)	52%
o Board Designated: Support to District Golf Team	\$2,000	\$2,000	\$2,000	\$0	100%
o Innovation Grants: Support to Chancellor's Circle Mini Grants	\$5,000	\$5,000	\$5,000	\$0	100%
o Other Expenses: Meetings and donor recognitions; Veteran's Day fundraiser, Board Holiday Party, Year End Celebration and Tribute Benches	\$9,500	\$9,500	\$11,174	\$1,674	118%
o Alumni Development: Alumni logo items and Alumni Banner event expenses of \$696; 3x3 Basketball Tournament held in April and Alumni Hall of Fame held in May	\$5,000	\$5,000	\$2,654	(\$2,346)	53%
o Planned Giving: Crescendo software subscription and Planned Giving Luncheon catering	\$4,000	\$4,000	\$3,882	(\$118)	97%
Development Fundraising Subtotal:	\$48,200	\$48,200	\$40,219	(\$7,981)	83%
• General Operations					
o Office Supplies: General office supplies	\$1,500	\$1,500	\$2,222	\$722	148%
o Contract Services: Financial advisor fees for investments total \$9,527; Attorney fees total \$2,183	\$15,000	\$15,000	\$11,710	(\$3,290)	78%
o Mileage: No expenses to date	\$200	\$200	\$0	(\$200)	0%
o Postage: Postage for mailings	\$600	\$600	\$410	(\$190)	68%
o Other Expenses: Bank fees, payroll fees, board development/member meetings, scholarship reception and classified recognition awards	\$6,000	\$6,000	\$5,933	(\$67)	99%
o Credit Card Fees: Merchant fees	\$9,000	\$9,000	\$7,526	(\$1,474)	84%
General Operations Subtotal:	\$32,300	\$32,300	\$27,801	(\$4,499)	86%
• Special Events					
o Golf Tournament: Event held October 2023	\$38,500	\$38,500	\$37,540	(\$960)	98%
o Chancellor's Circle: Event held October 2023	\$17,500	\$17,500	\$17,281	(\$219)	99%
o Silver Spur: Event held April 2024	\$50,500	\$50,500	\$36,890	(\$13,610)	73%
o Scholarly Presentation: No event held	\$1,500	\$1,500	\$0	(\$1,500)	0%
Special Events Subtotal:	\$108,000	\$108,000	\$91,711	(\$16,289)	85%
EXPENSES TOTAL	\$263,400	\$263,400	\$240,694	(\$22,706)	91%

SPECIAL EVENTS/FUNDRAISING

Golf Tournament – Event held October 2, 2023						
	Adopted Budget	Current Budget	Actuals	Variance of Actuals to Current Budget	% of Budget	Achieved net income of \$28,135 above budget
Donor Contributions	\$55,000	\$55,000	\$82,175	\$27,175	149%	
Expenses	(\$38,500)	(\$38,500)	(\$37,540)	\$960	98%	
Net Income	\$16,500	\$16,500	\$44,635	\$28,135	271%	

Chancellor's Circle – Ongoing new memberships/renewals; Event held October 20, 2023						
	Adopted Budget	Current Budget	Actuals	Variance of Actuals to Current Budget	% of Budget	Net income at (\$6,611) below budget
Donor Contributions	\$60,000	\$60,000	\$53,171	(\$6,829)	89%	
Expenses	(\$17,500)	(\$17,500)	(\$17,282)	\$218	99%	
Net Income	\$42,500	\$42,500	\$35,889	(\$6,611)	84%	

Silver Spur – Event held April 13, 2024						
	Adopted Budget	Current Budget	Actuals	Variance of Actuals to Current Budget	% of Budget	Achieved net income of \$7,220 above budget
Donor Contributions	\$90,500	\$90,500	\$84,110	(\$6,390)	93%	
Expenses	(\$50,500)	(\$50,500)	(\$36,890)	\$13,610	73%	
Net Income	\$40,000	\$40,000	\$47,220	\$7,220	118%	

Scholarly Presentation – No event held						
	Adopted Budget	Current Budget	Actuals	Variance of Actuals to Current Budget	% of Budget	No expenses
Expenses	(\$1,500)	(\$1,500)	\$0	\$1,500	0%	

Fund/Cash Balance Reconciliation

• Budgeted Beginning Fund Balance at 7/1/23:	\$382,085	
• Transfer from Fund Balance to Establish Fund 87 COC Foundation Endowment	(\$100,000)	
• Fair Market Value Adjustment	\$2,312	
• Net Revenue Above Budget at 6/30/24:	\$29,705	
	Fund Balance at 6/30/24	\$314,102 119%
• Fund Balance at 6/30/24:	\$314,102	
• Donated Life Insurance Cash Value: From annual statements (Booked at 6/30/11 per VTD, adjusted annually per insurance statements)	(\$99,181)	
• Irrevocable Planned Gift: Valued using IRS NPV rate calculation (Booked 6/30/21 per Eide Bailey, will be adjusted annually)	(\$33,290)	
• Accounts Receivable: LACOE 4th Qtr interest and 2023-24 donations received after 6/30	(\$7,717)	
• Pledges Receivable: Chancellor's Circle and Silver Spur pledges	(\$3,375)	
• Deferred Revenue: 2024-25 Golf Tournament	\$12,000	
• Prepaid Expenses: 2024-25 Blackbaud software subscription and Golf Tournament venue deposit	(\$17,025)	
• Accounts Payable: Invoices received after 6/30 for 2023-24 activity	\$37,310	
	Discretionary Cash Balance at 6/30/24	\$202,824 77%

FUND BALANCES

Fund Description	Beginning Fund Balance at 7/1/23	Ending Fund Balance at 6/30/24	YTD Variance	Variance Detail
Fund 81 Operating	\$382,085	\$314,102	(\$67,983)	Decrease due to: \$270,400 Revenue received includes \$82,175 Golf Tournament \$53,171 Chancellor's Circle \$84,110 Silver Spur \$50,944 Interest, life insurance cash value, planned gift, Fund 82 interest sweep, admin fee, annual fund appeal, development fundraising and general fundraising (\$240,695) Expenses paid includes (\$80,963) Salary & Benefits (\$40,220) Development Fundraising (\$27,801) General Operations (\$37,540) Golf Tournament (\$17,281) Chancellor's Circle (\$36,890) Silver Spur \$0 Scholarly Presentation (\$100,000) Transfer to Fund 87 to Establish COC Foundation Endowment \$2,312 Fair Market Value Adj - YE Entry

Fund Description	Beginning Fund Balance at 7/1/23	Ending Fund Balance at 6/30/24	YTD Variance	Variance Detail
Fund 82 Programmatic: Instructional/ Campus Support & Clubs/Athletics	\$2,058,488	\$1,958,121	(\$100,367)	Decrease due to: \$984,265 Revenue received includes \$75,593 Interest Fund 82 \$866 Interest Fund 87 \$26,874 Dividends Fund 87 Endowments \$41,802 Unrealized Gains Fund 87 Endowments (\$5,471) Pledge discounts \$95,506 Instructional programs \$387,427 Campus depts/clubs \$4,180 Athletics \$293,070 Foundation Fundraising Prog. \$2,000 Transfer to Golf Dept \$5,000 Transfer to Chancellor's Circle Mini Grants \$57,418 Transfer to Roger Van Hook Raising the Bar (\$1,104,846) Expenses paid includes (\$94,214) Instructional programs (\$371,849) Campus depts/clubs (\$1,049) Athletics (\$174,427) Foundation Fundraising Prog. (\$57,418) Transfer from Student Success & Resource (\$230,000) Transfer to Establish Fund 87 Endowments - POA & COC FDTN (\$87,193) Transfer to Fund 87 Endowments (\$20,000) Interest sweep to Fund 81 (\$67,696) Transfer to Fund 86 & 87 for M. Jenkins Scholarship & Leadership Endowments (\$1,000) Transfer admin fee to Fund 81 \$20,214 Fair Market Value Adj - YE Entry
Foundation Fundraising Programs (Included in Fund 82 Balance)	Advanced Tech Center \$0 BANC \$31,351 Chancellor's Mini Grant \$15,688 Circle of Friends \$8,237 Cougar Club \$52,089 Cougars Care Em Grant \$0 Dr. Van Hook Innovation \$0 Library Associates \$29,586 M. Jenkins Bridging \$1,725 Patrons of the Arts \$182,761 R. Van Hook Raising the \$114,642 Newhall Family Fdtn \$41,500 Student Res&Succ \$57,408 \$534,987	Advanced Tech Center 93,545 BANC \$34,756 Chancellor's Mini Grant \$18,092 Circle of Friends \$8,237 Cougar Club \$29,210 Cougars Care Em Grant \$22,650 Dr. Van Hook Innovation \$38,305 Library Associates \$29,586 M. Jenkins Bridging \$1,825 Patrons of the Arts \$32,571 R. Van Hook Raising the \$254,065 Newhall Family Fdtn \$41,500 Student Res&Succ \$0 \$604,342	\$93,545 \$3,405 \$2,404 \$0 (\$22,879) \$22,650 \$38,305 \$0 \$100 (\$150,190) \$139,423 \$0 (\$57,408) \$69,355	

Fund Description	Beginning Fund Balance at 7/1/23	Ending Fund Balance at 6/30/24	YTD Variance	Variance Detail
Fund 83 Capital Campaigns - ATC	\$8	\$9	\$1	No significant activity

Fund Description	Beginning Fund Balance at 7/1/23	Ending Fund Balance at 6/30/24	YTD Variance	Variance Detail
Fund 84 Expendable Scholarships – Includes College Promise	\$700,599	\$662,273	(\$38,326)	Decrease due to: \$413,607 Revenue received includes \$28,276 Interest Fund 84 \$1,023 Interest Fund 86 Endowed Sch. \$24,604 Dividend Fund 86 Endowed Sch. \$47,396 Unrealized Gains Fund 86 \$18,268 Dividend Fund 86 Manvi Trust \$65,009 Unrealized Gains Fund 86 Manvi \$101,271 Ext. 3rd Party Scholarships \$20,300 Osher Exp. Scholarships \$107,460 All other donor contributions (\$462,034) Expenses paid includes (\$101,271) Ext. 3rd Party Scholarships (\$9,425) Osher Exp. Scholarships (\$319,480) Other Expendable Scholarships (\$31,858) Endweed Scholarshios \$10,101 Fair Market Value Adj - YE Entry

Fund Description	Beginning Fund Balance at 7/1/23	Ending Fund Balance at 6/30/24	YTD Variance	Variance Detail
Fund 85 Major Gifts	\$4,443	\$4,674	\$231	Increase due to: \$192 Interest \$39 Fair Market Value Adj - YE Entry

Fund Description	Beginning Fund Balance at 7/1/23	Ending Fund Balance at 6/30/24	YTD Variance	Variance Detail
Fund 86 Endowed Scholarships (Invested in Raymond James)	LACOE \$27,220 Raymond James \$1,162,056 \$1,189,276	LACOE \$4,793 Raymond James \$1,265,274 \$1,270,067	(\$22,427) \$103,218 \$80,791	Increase due to: \$58,275 Donor contributions to scholarships \$22,340 Transfer to M. Jenkins Scholarship Endow (\$350) Pledge Discounts \$526 Fair Market Value Adj - YE Entry

Fund Description	Beginning Fund Balance at 7/1/23	Ending Fund Balance at 6/30/24	YTD Variance	Variance Detail
Fund 87 Endowments (Invested in Raymond James)	LACOE \$13,526 Raymond James \$480,000 \$493,526	LACOE \$85,308 Raymond James \$961,762 \$1,047,070	\$71,782 \$481,762 \$553,544	Increase due to: 97,500 Donor Contributions \$130,000 Transfer to Establish Patrons of the Arts Endowment \$200,000 Transfer to Establish COC Foundation Endowment \$87,193 Transfer Interest to Endowments \$45,356 Transfer to M. Jenkins Leadership Endow (\$5,455) Pledge Discounts (\$1,050) Fair Market Value Adj - YE Entry
Endowment Program Allocations	Library \$165,053 PAC \$302,913 Track \$10,864 Agajanian \$10,247 TLC \$2,006 Learning Resource \$3,130 Patrons of the Arts \$0 COC Foundation \$0 Adv Tech Center \$0 Jenkins Leadership \$0 Fair Market Value Adj (\$687) \$493,526	Library \$240,053 PAC \$302,913 Track \$16,864 Agajanian \$14,247 TLC \$3,181 Learning Resource \$4,148 Patrons of the Arts \$130,000 COC Foundation \$200,000 Adv Tech Center \$92,045 Jenkins Leadership \$45,356 Fair Market Value Adj (\$1,737) \$1,047,070	\$75,000 \$0 \$6,000 \$4,000 \$1,175 \$1,018 \$130,000 \$200,000 \$92,045 \$45,356 (\$1,050) \$553,544	

Fund Description	Beginning Fund Balance at 7/1/23	Ending Fund Balance at 6/30/24	YTD Variance	Variance Detail
Fund 88 OSHER – CCC Scholarship Awards	\$153,656	\$247,839	\$94,183	Increase due to: \$169,143 Revenue received includes \$326 Interest \$88,450 Osher Scholarship Contrib. (\$58,967) Osher YE Contribution Adjustment \$139,334 Osher YE Earnings (\$75,400) Osher Student Scholarships \$440 Fair Market Value Adj - YE Entry

Fund Description	Beginning Fund Balance at 7/1/23	Ending Fund Balance at 6/30/24	YTD Variance	Variance Detail
Fund 89 OSHER – CCC Scholarship Endowments	\$1,041,613	\$1,041,613	\$0	No Change

RAYMOND JAMES INVESTMENTS

June 30, 2024			
	Endowed Scholarships (Fund 86) <i>Inception Date: 6/17/15</i>	Other Endowments (Fund 87) <i>Inception Date: 12/18/14</i>	Sati & Ram Manvi Trust (Fund 86) <i>Inception Date: 11/30/22</i>
Original Contributions	\$280,000	\$380,000	\$582,056
Total Contributions Life to Date	\$683,217	\$961,762	\$582,056
Investment Value at 6/30/23	\$646,881	\$587,578	\$610,354
Additional Contributions in 2023-24	\$103,217	\$481,762	\$0
Investment Value at 6/30/24	\$797,494	\$1,111,142	\$675,364
Unrealized Gain			
Life to Date			
Net Gain(Loss)	\$114,277	\$149,380	\$93,308
Percent Increase/(Decrease)	16.73%	15.53%	16.03%
Fiscal Year to Date 7/1/23 - 6/30/24			
Unrealized Gain/(Loss)	\$47,396	\$41,802	\$65,010
Percent Increase/(Decrease)	5.20%	-6.88%	11.17%
Realized Dividends	(Fund 84 - LACOE)	(Fund 82 - LACOE)	(Fund 84 - LACOE)
Life to Date Dividends at 6/30/23	\$123,400	\$147,136	\$5,230
Fiscal Year to Date 7/1/23 - 6/30/24			
Dividends Received	\$24,604	\$26,874	\$18,268
Realized Dividends Total at 6/30/24	\$148,004	\$174,010	\$23,498

COLLEGE OF THE CANYONS FOUNDATION
2024-2025 Adopted Budget
Fund 81: Operating Fund

	Actuals 2022-2023	Adopted Budget 2023-2024	YTD Actuals as of 6/30/24	Adopted Budget 2024-2025	Variance Adopted 2023-2024 vs Adopted 2024-2025	Budget Variance Explanation
REVENUES						
General						
Interest/Dividends	\$ 4,907	\$ 4,000	\$ 6,105	\$ 5,000	\$ 1,000	Increase based on 23/24 actuals
Change in Life Insurance Cash Value (YE Adj)	\$ 4,904	\$ 4,000	\$ 3,048	\$ 4,000	\$ -	Same as prior year budget
Change in Irrevocable Planned Gift Value (YE Adj)	\$ (361)	\$ 700	\$ 809	\$ 700	\$ -	Same as prior year budget
Interfund Transfers (5% Admin Fees)	\$ 7,411	\$ 5,000	\$ 1,000	\$ 5,000	\$ -	Same as prior year budget
Interfund Transfers (Fund 82 Interest Sweep)	\$ -	\$ 20,000	\$ 20,000	\$ 30,000	\$ 10,000	Increase per higher LACOE interest rate
Subtotal General	\$ 16,861	\$ 33,700	\$ 30,962	\$ 44,700	\$ 11,000	
Foundation Operations						
Annual Fund Appeal	\$ 13,169	\$ 15,000	\$ 10,816	\$ 15,000	\$ -	Same as prior year budget
Development Fundraising	\$ 5,275	\$ 5,000	\$ 5,716	\$ 4,000	\$ (1,000)	Decrease based on 23/24 actuals
Alumni Development	\$ 3,495	\$ 5,000	\$ 3,450	\$ 4,000	\$ (1,000)	Decrease based on 23/24 actuals
Subtotal Foundation Operations	\$ 21,938	\$ 25,000	\$ 19,982	\$ 23,000	\$ (2,000)	
Special Events Revenues						
Golf Tournament	\$ 58,700	\$ 55,000	\$ 82,175	\$ 70,000	\$ 15,000	Increase based on 24/25 projections
Chancellor's Circle	\$ 48,524	\$ 60,000	\$ 53,171	\$ 50,000	\$ (10,000)	Decrease based on 24/25 projections
Silver Spur	\$ 98,293	\$ 90,500	\$ 84,110	\$ 80,000	\$ (10,500)	Decrease based on 24/25 projections
Subtotal Special Events Revenues	\$ 205,517	\$ 205,500	\$ 219,456	\$ 200,000	\$ (5,500)	
TOTAL REVENUES	\$ 244,316	\$ 264,200	\$ 270,400	\$ 267,700	\$ 3,500	
EXPENSES						
Salaries & Benefits						
Classified Clerical	\$ 59,414	\$ 68,100	\$ 60,559	\$ 80,000	\$ 11,900	Increase due to new position
Employee Benefits - Classified Clerical	\$ 4,628	\$ 6,800	\$ 5,966	\$ 8,000	\$ 1,200	10% of gross salary
Contract Services - Temporary Staffing	\$ -	\$ -	\$ 14,439	\$ -	\$ -	
CalPERS Liability	\$ (56,422)	\$ -	\$ -	\$ -	\$ -	No expenses anticipated
Subtotal Salaries & Benefits	\$ 7,620	\$ 74,900	\$ 80,963	\$ 88,000	\$ 13,100	

COLLEGE OF THE CANYONS FOUNDATION
2024-2025 Adopted Budget
Fund 81: Operating Fund

	Actuals 2022-2023	Adopted Budget 2023-2024	YTD Actuals as of 6/30/24	Adopted Budget 2024-2025	Variance Adopted 2023-2024 vs Adopted 2024-2025	Budget Variance Explanation
Development Fundraising						
Contract Services (Raisers Edge Software)	\$ 10,950	\$ 11,200	\$ 11,200	\$ 11,200	\$ -	Same as prior year budget
Mileage	\$ 224	\$ 500	\$ -	\$ 500	\$ -	Same as prior year budget
Conferences	\$ 1,813	\$ 2,000	\$ -	\$ 2,000	\$ -	Same as prior year budget
Event/Meeting Attendance	\$ 1,645	\$ 2,000	\$ 365	\$ 2,000	\$ -	Same as prior year budget
Memberships	\$ 590	\$ 800	\$ 740	\$ 800	\$ -	Same as prior year budget
Advertising/Marketing (Annual Report/Constant Contact)	\$ 3,060	\$ 6,200	\$ 3,204	\$ 5,200	\$ (1,000)	Decrease based on 23/24 actuals
Board Designated	\$ 2,000	\$ 2,000	\$ 2,000	\$ 5,000	\$ 3,000	Increase to include Innovation Grants
Innovation Grants	\$ -	\$ 5,000	\$ 5,000	\$ -	\$ (5,000)	Decrease (moved to Board Designated)
Other Expenses (Board Holiday Party)	\$ 7,379	\$ 9,500	\$ 11,174	\$ 9,500	\$ -	Same as prior year budget
Alumni Development (Alumni Banner/Alumni Hall of Fame)	\$ 11,413	\$ 5,000	\$ 2,654	\$ 4,000	\$ (1,000)	Decrease based on 24/25 projections
Planned Giving expense (Cresendo Software)	\$ 3,500	\$ 4,000	\$ 3,882	\$ 4,000	\$ -	Same as prior year budget
Subtotal Development Fundraising	\$ 42,573	\$ 48,200	\$ 40,220	\$ 44,200	\$ (4,000)	
General Operations						
Office Supplies	\$ 1,673	\$ 1,500	\$ 2,222	\$ 1,500	\$ -	Same as prior year budget
Contract Services (Financial Advisor/Attorney)	\$ 18,937	\$ 15,000	\$ 11,710	\$ 15,000	\$ -	Same as prior year budget
Mileage	\$ 570	\$ 200	\$ -	\$ 200	\$ -	Same as prior year budget
Postage	\$ 309	\$ 600	\$ 410	\$ 600	\$ -	Same as prior year budget
Other Expenses (includes Board Installation)	\$ 7,667	\$ 6,000	\$ 5,933	\$ 5,500	\$ (500)	Decrease based on 24/25 projections
Credit Card Fees	\$ 7,647	\$ 9,000	\$ 7,525	\$ 8,000	\$ (1,000)	Decrease based on 23/24 actuals
Uncollectable Pledge	\$ 125	\$ -	\$ -	\$ -	\$ -	Same as prior year budget
Subtotal General Operations	\$ 36,928	\$ 32,300	\$ 27,801	\$ 30,800	\$ (1,500)	
Special Events Expenses						
Golf Tournament	\$ 34,262	\$ 38,500	\$ 37,540	\$ 40,000	\$ 1,500	Increase based on 24/25 projections
Chancellor's Circle	\$ 21,940	\$ 17,500	\$ 17,281	\$ 18,000	\$ 500	Increase based on 24/25 projections
Silver Spur	\$ 48,700	\$ 50,500	\$ 36,890	\$ 45,000	\$ (5,500)	Decrease based on 24/25 projections
Scholarly Presentation	\$ 1,500	\$ 1,500	\$ -	\$ 1,500	\$ -	Same as prior year budget
Subtotal Special Events Expenses	\$ 106,402	\$ 108,000	\$ 91,711	\$ 104,500	\$ (3,500)	
TOTAL EXPENSES	\$ 193,522	\$ 263,400	\$ 240,694	\$ 267,500	\$ 4,100	
Net Revenue	\$ 50,793	\$ 800	\$ 29,705	\$ 200		Budget net revenue

COLLEGE OF THE CANYONS FOUNDATION
2024-2025 Adopted Budget
Fund 81: Operating Fund

	Actuals 2022-2023	Adopted Budget 2023-2024	YTD Actuals as of 6/30/24	Adopted Budget 2024-2025	Variance Adopted 2023-2024 vs Adopted 2024-2025	Budget Variance Explanation
Beginning Fund Balance	\$ 240,192	\$ 244,140	\$ 244,140	\$ 314,102		
PERS Pension Liability	\$ (56,422)	\$ -	\$ -			
Assets Held by Others - FCCC Endowed Schol.	\$ 23,649	\$ -	\$ -	\$ -		
Trf to Fund 87 - COC Foundation Endowment	\$ -	\$ -	\$ (100,000)			
Investment in Life Insurance Cash Value	\$ 91,230	\$ 96,133	\$ 96,133	\$ -		
Irrevocable Planned Gift	\$ 32,842	\$ 32,481	\$ 32,481			
Fair Market Value Adj. on Cash in County	\$ (199)	\$ 9,330	\$ 11,642			
Subtotal - Beginning Fund Balance	\$ 331,291	\$ 382,085	\$ 284,397	\$ 314,302		
Ending Fund Balance	\$ 382,085	\$ 382,885	\$ 314,102	\$ 314,302		

Cash Balance			
Discretionary Cash Balance	\$ 232,135		\$ 202,824
Fair Market Value Adj on Cash in County	\$ (9,330)		\$ -
Board Designated: Corpus-CCC Endowed Schol.	\$ 23,649		\$ -
Total Cash Balance	\$ 246,454		\$ 202,824

SPECIAL EVENTS BUDGET				
	Golf Tournament	Chancellor's Circle	Silver Spur	
Revenues	\$ 70,000	\$ 50,000	\$ 80,000	
Expenses	\$ 40,000	\$ 18,000	\$ 45,000	
Net Income	\$ 30,000	\$ 32,000	\$ 35,000	Net Income Total 97,000

COLLEGE OF THE CANYONS FOUNDATION

2024-2025 Adopted Budget

Fund 82 - 89: Temporarily Restricted and Permanently Restricted Funds

	Actuals 2022-2023	Adopted Budget 2023-2024	YTD Actuals as of 6/30/24	Adopted Budget 2024-2025	Variance Adopted 2023-2024 vs Adopted 2024-2025	Comments
FUND 82: PROGRAM FUND						
2024-25 Fund Raising Revenue Goal:						
Beginning Fund Balance	1,770,568	2,058,488	2,058,488	1,958,121		
Foundation Committee Supported Initiatives:						
Advanced Technology Center	-	-	99,000	1,000,000	1,000,000	\$3M Goal by 2027
BANC - Basic Needs Center	84,849	72,500	40,043	72,500	-	Same as prior year budget
Chancellor's Circle Mini Grant Program	12,375	-	10,000	-	-	
Circle of Friends	1,000	-	-	-	-	Not active fundraising club anymore
Cougar Club	6,746	-	4,018	-	-	Not active fundraising club anymore
Cougars Care Emergency Grant	-	-	22,650	10,000	-	Yearly goal
Dr. Van Hook Innovation Award	-	-	38,306	-	-	
Library Associates	146	-	-	-	-	Not active fundraising club anymore
M. Jenkins Bridging the Canyons	1,725	3,000	100	-	(3,000)	
Patrons of the Arts	29,117	25,000	20,688	25,000	-	Same as prior year budget
Roger Van Hook Raising the BAR	109,825	25,000	58,255	25,000	-	Same as prior year budget
Student Resource & Success Fund	1,200	-	10	-	-	Not active - Rolled into Raising the BAR
Foundation Committee Supported Initiatives Subtotal	246,983	125,500	293,070	1,132,500	997,000	
Donor Contributions:						
All Other Instructional Programs	79,169	55,000	95,506	55,000	-	Same as prior year budget
All Other Campus Departments/Clubs	227,001	100,000	387,428	100,000	-	Same as prior year budget
All Other Athletics	10,050	10,000	4,181	10,000	-	Same as prior year budget
Donor Contributions Subtotal	316,220	165,000	487,114	165,000	-	
Revenue Goal Total	563,203	290,500	780,184	1,297,500	997,000	
Ending Fund Balance	2,333,771	2,348,988	2,838,671	3,255,621		
Interest/Transfers/Expenses/FMV			(880,551)			
Estimated total maximum expenditure	2,333,771	2,348,988	1,958,121	3,255,621		
Approved LACOE Appropriation Budget				3,255,621		

COLLEGE OF THE CANYONS FOUNDATION

2024-2025 Adopted Budget

Fund 82 - 89: Temporarily Restricted and Permanently Restricted Funds

	Actuals 2022-2023	Adopted Budget 2023-2024	YTD Actuals as of 6/30/24	Adopted Budget 2024-2025	Variance Adopted 2023-2024 vs Adopted 2024-2025	Comments
FUND 83: CAPITAL CAMPAIGNS FUND						
2024-25 Fund Raising Revenue Goal:						
Beginning Fund Balance	8	8	8	8		
Capital Campaign - new revenue	-	500,000	-	-	(500,000)	All in Fund 82
Revenue Goal Total	-	500,000	-	-	(500,000)	
Ending Fund Balance	8	500,008	8	8	-	
Estimated total maximum expenditure	8	500,008	8	8		
Approved LACOE Appropriation Budget				8		
FUND 84: EXPENDABLE SCHOLARSHIPS FUND						
2024-25 Fund Raising Revenue Goal:						
Beginning Fund Balance	1,214,980	700,599	700,599	662,273		
External 3rd Party Scholarships	78,953	65,000	101,271	65,000	-	Same as prior year budget
New & Existing Expendable Scholarships	146,637	150,000	127,759	150,000	-	Same as prior year budget
Revenue Goal Total	225,590	215,000	229,030	215,000	-	
Ending Fund Balance	1,440,570	915,599	929,629	877,273		
Interest/Transfers/Expenses/FMV			(267,356)			
Estimated total maximum expenditure	1,440,570	915,599	662,273	877,273		
Approved LACOE Appropriation Budget				877,273		

COLLEGE OF THE CANYONS FOUNDATION

2024-2025 Adopted Budget

Fund 82 - 89: Temporarily Restricted and Permanently Restricted Funds

	Actuals 2022-2023	Adopted Budget 2023-2024	YTD Actuals as of 6/30/24	Adopted Budget 2024-2025	Variance Adopted 2023-2024 vs Adopted 2024-2025	Comments
FUND 85: MAJOR GIFTS FUND						
2024-25 Fund Raising Revenue Goal:						
Beginning Fund Balance	4,347	4,443	4,443	4,674		
Donations: Major gifts	-	-	-	-	-	
Revenue Goal Total	-	-	-	-	-	
Ending Fund Balance	4,347	4,443	4,443	4,674		
Interest/Transfers/Expenses/FMV			231			
Estimated total maximum expenditure	<u>4,347</u>	<u>4,443</u>	<u>4,674</u>	<u>4,674</u>		
Approved LACOE Appropriation Budget				4,674		
FUND 86: ENDOWED SCHOLARSHIPS FUND						
2024-25 Fund Raising Revenue Goal:						
Beginning Fund Balance	539,512	1,189,276	1,189,276	1,270,067		Funds held at Raymond James
Donations: New & existing Endowed Scholarships	70,210	50,000	58,275	50,000	-	Same as prior year budget
Revenue Goal Total	<u>70,210</u>	<u>50,000</u>	<u>58,275</u>	<u>50,000</u>	-	
Ending Fund Balance	609,722	1,239,276	1,247,551	1,320,067		
Interest/Transfers/Expenses/FMV			22,516			
Estimated total maximum expenditure	<u>609,722</u>	<u>1,239,276</u>	<u>1,270,067</u>	<u>1,320,067</u>		
Approved LACOE Appropriation Budget				1,320,067		

COLLEGE OF THE CANYONS FOUNDATION

2024-2025 Adopted Budget

Fund 82 - 89: Temporarily Restricted and Permanently Restricted Funds

	Actuals 2022-2023	Adopted Budget 2023-2024	YTD Actuals as of 6/30/24	Adopted Budget 2024-2025	Variance Adopted 2023-2024 vs Adopted 2024-2025	Comments
FUND 87: ENDOWMENTS - OTHER						
2024-25 Fund Raising Revenue Goal:						
Beginning Fund Balance	493,625	493,526	493,526	1,047,070		Funds held at Raymond James
General Endowments	-	100,000	97,500	100,000	-	Same as prior year budget
Revenue Goal Total	-	100,000	97,500	100,000	-	
Ending Fund Balance	493,625	593,526	591,026	1,147,070		
Interest/Transfers/Expenses/FMV			456,044			
Estimated total maximum expenditure	493,625	593,526	1,047,070	1,147,070		
Approved LACOE Appropriation Budget				1,147,070		
FUND 88: CALIFORNIA COMMUNITY COLLEGES SCHOLARSHIP AWARDS						
2024-25 Fund Raising Revenue Goal:						
Beginning Fund Balance	1,613	(3,284)	(3,284)	247,839		
FCCC Osher contribution to fund Scholarships	110,500	88,450	88,450	91,350	2,900	From FCCC yearly statement
Revenue Goal Total	110,500	88,450	88,450	91,350	2,900	
Ending Fund Balance	112,113	85,166	85,166	339,189		
Interest/Transfers/Expenses/FMV			5,733			
Funds held by FCCC Endowed Scholarships			156,940			
Estimated total maximum expenditure	112,113	85,166	247,839	339,189		
Approved LACOE Appropriation Budget				339,189		

COLLEGE OF THE CANYONS FOUNDATION
2024-2025 Adopted Budget
Fund 82 - 89: Temporarily Restricted and Permanently Restricted Funds

	Actuals 2022-2023	Adopted Budget 2023-2024	YTD Actuals as of 6/30/24	Adopted Budget 2024-2025	Variance Adopted 2023-2024 vs Adopted 2024-2025	Comments
FUND 89: CALIFORNIA COMMUNITY COLLEGES SCHOLARSHIP ENDOWMENT						
2024-25 Fund Raising Revenue Goal:						
Beginning Fund Balance	1,041,613	1,041,613	1,041,613	1,041,613		
Donations: New & existing CCC Scholarships	-	-	-	-	-	
Revenue Goal Total	-	-	-	-	-	
Ending Fund Balance	1,041,613	1,041,613	1,041,613	1,041,613		
Estimated total maximum expenditure	1,041,613	1,041,613	1,041,613	1,041,613		
Approved LACOE Appropriation Budget				1,041,613		

Note: Fund Balances for all Funds are Estimated and will be Updated at Year End Close

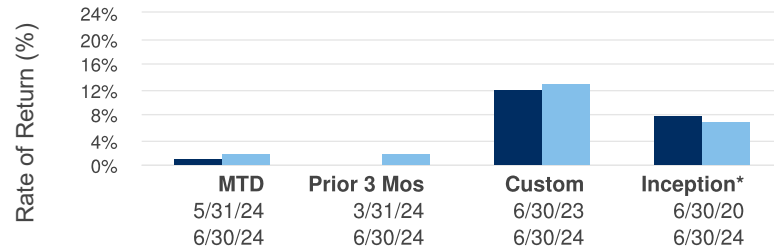
Investment Overview as of Jun 30, 2024

College of the Canyons

James Schramm
james.schramm@raymondjames.com

Portfolio Performance

Time-Weighted (Net of Fees)

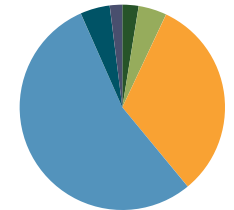


	MTD 5/31/24 6/30/24	Prior 3 Mos 3/31/24 6/30/24	Custom 6/30/23 6/30/24	Inception* 6/30/20 6/30/24
College of the Canyons	1.45%	0.55%	12.25%	7.80%
Custom Blended Benchmark 1^	2.27%	2.18%	13.22%	7.17%
S&P 500 Total Return Indx	3.59%	4.28%	24.56%	17.00%
Bloomberg U.S. Agg Bd	0.95%	0.07%	2.63%	(2.36%)

*Returns are annualized. ^See Additional Information for benchmark details.

Asset Allocation

	Market Value (\$)	% of Portfolio
Cash & Cash Alternatives	134,531.56	7.02%
Cash*	49,134.03	2.56%
Cash Alternatives	85,397.53	4.46%
Fixed Income	613,312.05	32.01%
Equity	1,168,267.75	60.97%
U.S. Equity	1,041,581.20	54.36%
Non U.S. Equity	89,208.18	4.66%
Real Estate	37,469.89	1.96%
Equity Other	8.48	0.00%
Alternative Investments	0.00	0.00%
Allocation Strategies	0.00	0.00%
Non-Classified	0.00	0.00%
Total Portfolio	\$1,916,111.34	100%



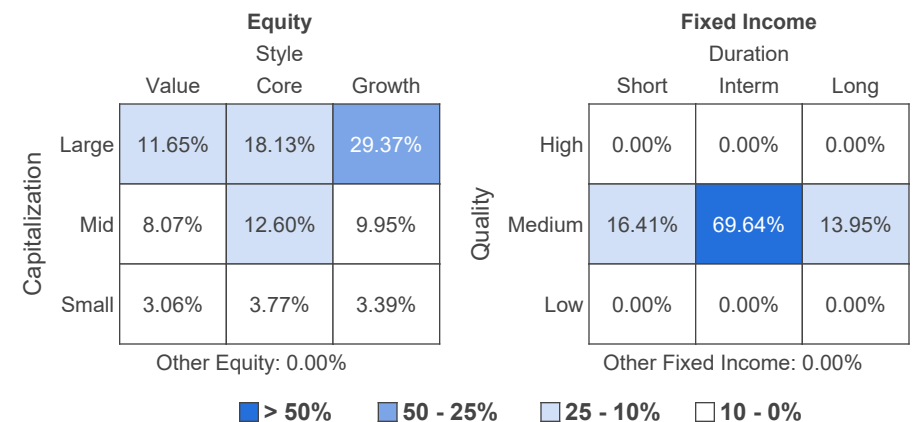
Packaged products may be represented across multiple asset classes.

*\$20,276.41 is held in cash and cash sweep products

Asset Growth

	MTD 5/31/24 6/30/24	Prior 3 Mos 3/31/24 6/30/24	Custom 6/30/23 6/30/24	Inception 6/30/20 6/30/24
Beginning Market Value	\$1,865,411.76	\$1,882,086.73	\$1,234,459.29	\$341,275.20
Contributions/ Withdrawals	\$23,675.00	\$23,675.00	\$497,028.54	\$1,219,411.07
Income	\$4,415.21	\$10,285.19	\$31,622.77	\$167,105.28
Change in Market Value	\$22,609.36	\$64.42	\$153,000.73	\$188,319.79
Ending Market Value	\$1,916,111.33	\$1,916,111.33	\$1,916,111.33	\$1,916,111.33
Investment Results	\$27,024.57	\$10,349.61	\$184,623.50	\$355,425.07

Style Analysis



Performance by Account as of Jun 30, 2024

College of the Canyons

James Schramm
james.schramm@raymondjames.com

Performance by Account Summary

Time-Weighted (Net of Fees)

	Open Date / (Close Date)	Market Value	MTD 5/31/24 6/30/24	Prior 3 Months 3/31/24 6/30/24	Custom 6/30/23 6/30/24	Last 12 Months 6/30/23 6/30/24	Last 3 Years* 6/30/21 6/30/24	Since Inception* Inception 6/30/24
College of the Canyons Foundation 1 // xxxxx024	7/17/20	\$1,116,101.33	1.49%	0.62%	11.92%	11.92%	1.11%	6.76%
College of the Canyons Foundation 2 // xxxxx887	6/30/20	\$800,010.00	1.39%	0.45%	12.79%	12.79%	1.36%	7.88%
Total Portfolio	6/30/20	\$1,916,111.33	1.45%	0.55%	12.25%	12.25%	1.21%	7.80%

*Returns are annualized for periods greater than one year.

Performance by Account as of Jun 30, 2024

College of the Canyons

James Schramm
james.schramm@raymondjames.com

Performance by Account Detail

Consolidated Review

Inception: 6/30/20

	Beginning Market Value	Contributions/ Withdrawals	Income	Change in Market Value	Ending Market Value	Investment Results	Time-Weighted (Net of Fees) Performance
MTD 5/31/24-6/30/24	\$1,865,411.76	\$23,675.00	\$4,415.21	\$22,609.36	\$1,916,111.33	\$27,024.57	1.45%
Prior 3 Months 3/31/24-6/30/24	\$1,882,086.73	\$23,675.00	\$10,285.19	\$64.42	\$1,916,111.33	\$10,349.61	0.55%
Custom 6/30/23-6/30/24	\$1,234,459.29	\$497,028.54	\$31,622.77	\$153,000.73	\$1,916,111.33	\$184,623.50	12.25%
Last 12 Months 6/30/23-6/30/24	\$1,234,459.29	\$497,028.54	\$31,622.77	\$153,000.73	\$1,916,111.33	\$184,623.50	12.25%
Last 3 Years* 6/30/21-6/30/24	\$1,298,470.09	\$528,215.63	\$122,350.89	(\$32,925.28)	\$1,916,111.33	\$89,425.61	1.21%
Since Inception* 6/30/20-6/30/24	\$341,275.20	\$1,219,411.07	\$167,105.28	\$188,319.79	\$1,916,111.33	\$355,425.07	7.80%

*Returns are annualized for periods greater than one year.

College of the Canyons Foundation 1 // xxxxx024

Inception: 7/17/20

	Beginning Market Value	Contributions/ Withdrawals	Income	Change in Market Value	Ending Market Value	Investment Results	Time-Weighted (Net of Fees) Performance
MTD 5/31/24-6/30/24	\$1,094,833.58	\$5,000.00	\$2,041.93	\$14,225.82	\$1,116,101.33	\$16,267.75	1.49%
Prior 3 Months 3/31/24-6/30/24	\$1,104,283.48	\$5,000.00	\$6,353.09	\$464.76	\$1,116,101.33	\$6,817.85	0.62%
Custom 6/30/23-6/30/24	\$587,577.98	\$426,283.02	\$17,446.78	\$84,793.55	\$1,116,101.33	\$102,240.33	11.92%
Last 12 Months 6/30/23-6/30/24	\$587,577.98	\$426,283.02	\$17,446.78	\$84,793.55	\$1,116,101.33	\$102,240.33	11.92%
Last 3 Years* 6/30/21-6/30/24	\$684,554.18	\$380,359.97	\$64,312.06	(\$13,124.87)	\$1,116,101.33	\$51,187.19	1.11%
Since Inception* 7/17/20-6/30/24	\$457,231.92	\$467,661.58	\$89,107.68	\$102,100.16	\$1,116,101.33	\$191,207.84	6.76%

*Returns are annualized for periods greater than one year.

Performance by Account as of Jun 30, 2024

College of the Canyons

James Schramm
james.schramm@raymondjames.com

Performance by Account Detail

College of the Canyons Foundation 2 // xxxxx887

Inception: 6/30/20

	Beginning Market Value	Contributions/ Withdrawals	Income	Change in Market Value	Ending Market Value	Investment Results	Time-Weighted (Net of Fees) Performance
MTD 5/31/24-6/30/24	\$770,578.18	\$18,675.00	\$2,373.28	\$8,383.54	\$800,010.00	\$10,756.82	1.39%
Prior 3 Months 3/31/24-6/30/24	\$777,803.25	\$18,675.00	\$3,932.10	(\$400.35)	\$800,010.00	\$3,531.75	0.45%
Custom 6/30/23-6/30/24	\$646,881.31	\$70,745.52	\$14,175.99	\$68,207.18	\$800,010.00	\$82,383.17	12.79%
Last 12 Months 6/30/23-6/30/24	\$646,881.31	\$70,745.52	\$14,175.99	\$68,207.18	\$800,010.00	\$82,383.17	12.79%
Last 3 Years* 6/30/21-6/30/24	\$613,915.91	\$147,855.66	\$58,038.83	(\$19,800.41)	\$800,010.00	\$38,238.42	1.36%
Since Inception* 6/30/20-6/30/24	\$341,275.20	\$294,517.57	\$77,997.60	\$86,219.63	\$800,010.00	\$164,217.23	7.88%

*Returns are annualized for periods greater than one year.

Performance by Year as of Jun 30, 2024



College of the Canyons

James Schramm
james.schramm@raymondjames.com

	Beginning Market Value	Contributions/ Withdrawals	Income	Change in Market Value	Ending Market Value	Investment Results	Time-Weighted (Net of Fees) Performance	Annualized*
Total Portfolio	\$341,275.20	\$1,219,411.07	\$167,105.28	\$188,319.79	\$1,916,111.33	\$355,425.07		7.80%
Year to Date (12/31/2023 - 6/30/2024)	\$1,625,790.80	\$185,678.97	\$14,797.78	\$89,843.78	\$1,916,111.33	\$104,641.56	6.23%	7.80%
2023	\$1,093,370.55	\$352,582.36	\$26,985.35	\$152,852.54	\$1,625,790.80	\$179,837.89	15.15%	7.09%
2022	\$1,317,036.81	(\$2,707.24)	\$30,280.02	(\$251,239.04)	\$1,093,370.55	(\$220,959.02)	(16.92%)	4.03%
2021	\$1,155,068.37	\$37,278.84	\$68,884.15	\$55,805.45	\$1,317,036.81	\$124,689.60	10.42%	20.81%
2020 (6/30/2020 - 12/31/2020)	\$341,275.20	\$646,578.14	\$26,157.98	\$141,057.05	\$1,155,068.37	\$167,215.03	20.36%	20.36%

*Returns are annualized for periods greater than one year.

Additional Information Regarding This Report

College of the Canyons

James Schramm
james.schramm@raymondjames.com

This report should not be used as a substitute for your monthly statement, 1099 or to determine taxability. Changes in tax laws may occur at any time and could have a substantial impact upon each person's situation. While we are familiar with the tax provisions of the issues presented herein, we are not qualified to render advice on tax or legal matters. The information in this report has been obtained from sources that we believe to be reliable, but cannot be guaranteed.

©2024 Raymond James Financial Services, Inc., member FINRA/SIPC. Investment products are: not deposits, not FDIC/NCUA insured, not insured by any government agency, not bank guaranteed, subject to risk and may lose value.

Securities offered through Raymond James Financial Services, Inc. Member FINRA/SIPC. Investment Advisory Services offered through Raymond James Financial Services Advisors, Inc. and/or the Independent Registered Investment Advisor, or both. Please refer to your advisory services contract and form ADV for more information. Your financial advisor may operate under a separate business entity. The business entity is independent of Raymond James Financial Services and not a broker/dealer.

The account listing may or may not include all of your accounts with Raymond James Financial Services, Inc. This report is comprised of data from the following accounts: xxxxx024, xxxxx887

Report ID: a_731336_1719806400000_1719849471333000_00001of00001-CBM

Performance

The performance data quoted represents past performance and does not guarantee future results. The investment return and principal value of an investment will fluctuate so that an investor's shares, when redeemed, may be worth more or less than their original cost. The current performance may be lower or higher than the performance data quoted. It is not possible to invest directly in an index.

Performance is depicted using the Time-Weighted method for the entire period.

Time-Weighted - The geometric (compounded) return measured on the basis of periodic market valuations of assets. If applicable, the return includes the effects of leverage. Unlike the dollar-weighted method, it minimizes the impact of cash flows on the rate of return; however, in principle it requires valuations to be made on the occasion of each cash flow. Approximation to this measure can be obtained by prorating cash flows to successive valuation points or by computing internal rates of return between valuation points. If there are no interim cash flows, the time-weighted return, compounded annually determines the entire value of an investment.

Returns are calculated net of fees.

Annualized refers to the annualized return from the inception date of the account, or the selected beginning date when using the date-to-date functionality.

The inception date indicates the date of account or household initiation in the Portfolio Performance system. This date may not match the date the account was opened.

Managed Account Performance- In order for managers to track real time cash in managed AMS accounts, certain activity may not reflect the actual transaction dates and market values may differ from what is reported on client statements. The Time-Weighted Total Equity and Time-Weighted All Cash returns are the same for these accounts.

All performance figures exclude unpriced securities (including securities of indeterminate value),

limited partnerships (other than limited partnerships classified as Alternative Investments and appearing in that section of your statement).

Dividends are not guaranteed and will fluctuate.

The CFA Institute has not been involved with the preparation or review of this statement.

Accounts that have been closed may be included in the consolidated performance report. When closed accounts are included in the consolidated report, the performance report will only include information for the time period the account was active during the consolidated performance reporting time period.

Accounts with Real Time Cash may have cash values updated throughout the day, note that this may cause a difference in account values between performance and holdings reports.

Securities Information

Non-proprietary annuity values will show as contributions on the date they became available to the Portfolio Performance system. They are included through the selected calculation ending date. Prior inclusion of these values in the rate of return calculation is not available.

Raymond James Certificates of Deposit values will show as contributions on the date they became available to the Portfolio Performance system. They are included through the selected calculation ending date. Prior inclusion of these values in the rate of return calculation is not available.

Values include accrued income. Values are based on trade date accounting method.

Morningstar equity information as of (June 28, 2024)

Morningstar mutual fund and annuity information as of (June 11, 2024)

Additional Information Regarding This Report

College of the Canyons

James Schramm
james.schramm@raymondjames.com

Morningstar 529 information as of (June 20, 2024)

Raymond James and Morningstar data are subject to the availability of the fund filings as well as internal analysis and may not represent real-time allocations.

©2024 Morningstar, Inc. All rights reserved. The information contained herein: (1) is proprietary to Morningstar and/or its content providers; (2) may not be copied or distributed; and (3) is not warranted to be accurate, complete or timely. Neither Morningstar nor its content providers are responsible for any damages or losses arising from any use of this information. Past performance is no guarantee of future results.

This analysis is for informational purposes only and is intended to be used as part of a complete portfolio review with your financial advisor. The data provided in the asset allocation analysis is subject to inherent limitations and is not guaranteed to represent actual asset class exposure(s) within your account(s) at the time of calculation. See raymondjames.com/asset_allocation/faq to learn more. Raymond James and Morningstar data are subject to the availability of fund filings as well as internal analysis and may not represent real-time allocations.

An investment in a money market fund is not insured or guaranteed by the Federal Deposit Insurance Corporation or any other government agency. Although these funds seek to preserve the value of your investment at \$1.00 per share, it is possible to lose money by investing in them.

Short positions and negative cash values are not included in the allocation.

While sources used for pricing publicly traded securities are considered reliable, the prices displayed on your statement may be based on actual trades, bid/ask information or vendor evaluations. As such, the prices displayed on your statement may or may not reflect actual trade prices you would receive in the current market. Pricing for non-publicly traded securities is obtained from a variety of sources, which may include issuer-provided information. Raymond James does not guarantee the accuracy, reliability, completeness or attainability of this information. Investment decisions should be made only after contacting your Financial Advisor.

Within certain packaged products (for example, open-ended mutual funds, closed-ended mutual funds and exchange traded funds), any fixed income security held in the product portfolio is affected by several risks, including, without limitation, interest rate, prepayment, and credit related risks. Any rise (fall) in interest rates may reduce (increase) the value of the investment. An overview of these and other risks is available at raymondjames.com, finra.org, emma.msrb.org, and investingbonds.com.

Packaged products may be represented across multiple asset classes.

This report(s) has been generated using a historical time period, please note that Model and/or S&P Comparison Data, where applicable, will be as of the previous business day and will not retroactively reflect data based on the "as of" time period selected.

Additional Information Regarding This Report

College of the Canyons

James Schramm
james.schramm@raymondjames.com

Benchmark Information

Bloomberg U.S. Agg Bd - The Bloomberg U.S. Aggregate Bond index is a measure of the investment grade, fixed-rate, taxable bond market of roughly 6,000 SEC-registered securities with intermediate maturities averaging approximately 10 years. The index includes bonds from the Treasury, Government-Related, Corporate, MBS, ABS, and CMBS sectors.

S&P 500 Total Return Indx - The S&P 500 Index Total Return is a broad-based measurement of changes in stock market conditions based on the average performance of 500 widely held common stocks. It consists of 400 industrial, 40 utility, 20 transportation, and 40 financial companies listed on U.S. market exchanges. This is a capitalization-weighted calculated on a total return basis with dividends reinvested. The S&P represents about 75% of the NYSE market capitalization.

Custom Blended Benchmark 1

S&P 500 Total Return Indx 50%, Bloomberg U.S. Agg Bd 50% - The S&P 500 Index Total Return is a broad-based measurement of changes in stock market conditions based on the average performance of 500 widely held common stocks. It consists of 400 industrial, 40 utility, 20 transportation, and 40 financial companies listed on U.S. market exchanges. This is a capitalization-weighted calculated on a total return basis with dividends reinvested. The S&P represents about 75% of the NYSE market capitalization.

The Bloomberg U.S. Aggregate Bond index is a measure of the investment grade, fixed-rate, taxable bond market of roughly 6,000 SEC-registered securities with intermediate maturities averaging approximately 10 years. The index includes bonds from the Treasury, Government-Related, Corporate, MBS, ABS, and CMBS sectors.

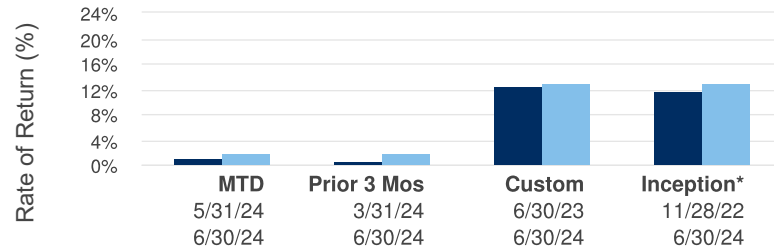
Investment Overview as of Jun 30, 2024

Manvi Trust - COCF // xxxxx757

James Schramm
james.schramm@raymondjames.com

Portfolio Performance

Time-Weighted (Net of Fees)

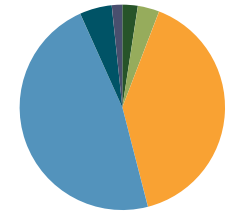


	MTD 5/31/24	Prior 3 Mos 3/31/24	Custom 6/30/23	Inception* 11/28/22
Manvi Trust - COCF	1.34%	0.73%	12.44%	11.68%
Custom Blended Benchmark 1^	2.27%	2.18%	13.22%	13.24%
S&P 500 Total Return Indx	3.59%	4.28%	24.56%	24.29%
Bloomberg U.S. Agg Bd	0.95%	0.07%	2.63%	2.83%

*Returns are annualized. ^See Additional Information for benchmark details.

Asset Allocation

	Market Value (\$)	% of Portfolio
Cash & Cash Alternatives	39,561.28	5.84%
Cash*	16,497.43	2.43%
Cash Alternatives	23,063.85	3.40%
Fixed Income	272,133.35	40.16%
Equity	365,923.62	54.00%
U.S. Equity	320,358.84	47.28%
Non U.S. Equity	34,451.16	5.08%
Real Estate	11,110.79	1.64%
Equity Other	2.83	0.00%
Alternative Investments	0.00	0.00%
Allocation Strategies	0.00	0.00%
Non-Classified	0.00	0.00%
Total Portfolio	\$677,618.25	100%



Packaged products may be represented across multiple asset classes.

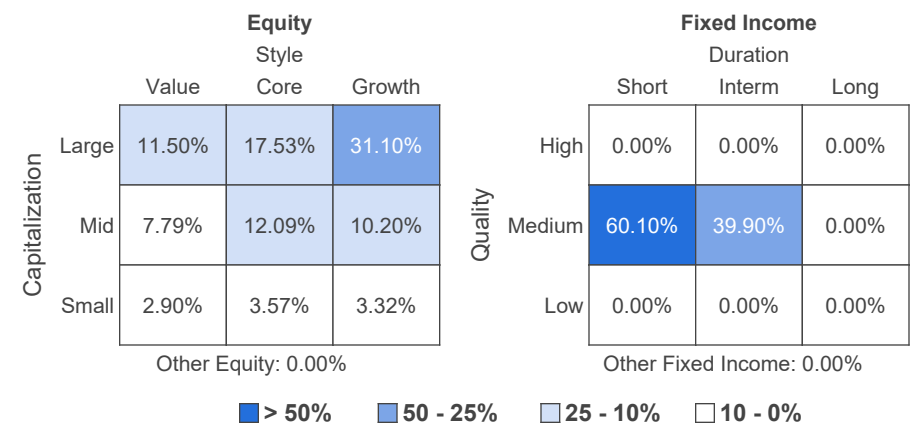
*\$6,757.67 is held in cash and cash sweep products

Asset Growth

	MTD 5/31/24	Prior 3 Mos 3/31/24	Custom 6/30/23	Inception 11/28/22
Beginning Market Value	\$668,650.21	\$672,711.50	\$612,473.36	\$582,056.25
Contributions/Withdrawals	\$0.00	\$0.00	(\$9,942.34)	(\$14,385.47)
Income	\$2,248.14	\$5,739.92	\$17,788.92	\$25,418.99
Change in Market Value	\$6,719.90	(\$833.17)	\$57,298.31	\$84,528.48
Ending Market Value	\$677,618.25	\$677,618.25	\$677,618.25	\$677,618.25

Investment Results	\$8,968.04	\$4,906.75	\$75,087.23	\$109,947.47
--------------------	------------	------------	-------------	--------------

Style Analysis



Performance by Account as of Jun 30, 2024



Manvi Trust - COCF // xxxxx757

James Schramm
james.schramm@raymondjames.com

Performance by Account Summary

Time-Weighted (Net of Fees)

	Open Date / (Close Date)	Market Value	MTD 5/31/24 6/30/24	Prior 3 Months 3/31/24 6/30/24	Custom 6/30/23 6/30/24	Last 12 Months 6/30/23 6/30/24	Last 3 Years* 6/30/21 6/30/24	Since Inception* 11/28/22 6/30/24
Manvi Trust - COCF // xxxxx757	11/28/22	\$677,618.25	1.34%	0.73%	12.44%	12.44%	N/A	11.68%
Total Portfolio	11/28/22	\$677,618.25	1.34%	0.73%	12.44%	12.44%	N/A	11.68%

*Returns are annualized for periods greater than one year.

Performance by Account as of Jun 30, 2024



Manvi Trust - COCF // xxxxx757

James Schramm
james.schramm@raymondjames.com

Performance by Account Detail

Manvi Trust - COCF // xxxxx757

Inception: 11/28/22

	Beginning Market Value	Contributions/ Withdrawals	Income	Change in Market Value	Ending Market Value	Investment Results	Time-Weighted (Net of Fees) Performance
MTD 5/31/24-6/30/24	\$668,650.21	\$0.00	\$2,248.14	\$6,719.90	\$677,618.25	\$8,968.04	1.34%
Prior 3 Months 3/31/24-6/30/24	\$672,711.50	\$0.00	\$5,739.92	(\$833.17)	\$677,618.25	\$4,906.75	0.73%
Custom 6/30/23-6/30/24	\$612,473.36	(\$9,942.34)	\$17,788.92	\$57,298.31	\$677,618.25	\$75,087.23	12.44%
Last 12 Months 6/30/23-6/30/24	\$612,473.36	(\$9,942.34)	\$17,788.92	\$57,298.31	\$677,618.25	\$75,087.23	12.44%
Last 3 Years* 6/30/21-6/30/24	\$0.00	\$567,670.78	\$25,418.99	\$84,528.48	\$677,618.25	\$109,947.47	N/A
Since Inception* 11/28/22-6/30/24	\$582,056.25	(\$14,385.47)	\$25,418.99	\$84,528.48	\$677,618.25	\$109,947.47	11.68%

*Returns are annualized for periods greater than one year.

Performance by Year as of Jun 30, 2024



Manvi Trust - COCF // xxxxx757

James Schramm
james.schramm@raymondjames.com

	Beginning Market Value	Contributions/ Withdrawals	Income	Change in Market Value	Ending Market Value	Investment Results	Time-Weighted (Net of Fees) Performance	Annualized* Performance
Total Portfolio	\$582,056.25	(\$14,385.47)	\$25,418.99	\$84,528.48	\$677,618.25	\$109,947.47		11.68%
Year to Date (12/31/2023 - 6/30/2024)	\$639,511.04	\$0.00	\$8,246.54	\$29,860.67	\$677,618.25	\$38,107.21	5.96%	11.68%
2023	\$581,445.72	(\$14,385.47)	\$17,773.90	\$54,676.89	\$639,511.04	\$72,450.79	12.61%	11.40%
2022 (11/28/2022 - 12/31/2022)	\$582,056.25	\$0.00	(\$601.45)	(\$9.08)	\$581,445.72	(\$610.53)	(0.10%)	(0.10%)

**Returns are annualized for periods greater than one year.*

Additional Information Regarding This Report

Manvi Trust - COCF // xxxxx757

James Schramm
james.schramm@raymondjames.com

This report should not be used as a substitute for your monthly statement, 1099 or to determine taxability. Changes in tax laws may occur at any time and could have a substantial impact upon each person's situation. While we are familiar with the tax provisions of the issues presented herein, we are not qualified to render advice on tax or legal matters. The information in this report has been obtained from sources that we believe to be reliable, but cannot be guaranteed.

©2024 Raymond James Financial Services, Inc., member FINRA/SIPC. Investment products are: not deposits, not FDIC/NCUA insured, not insured by any government agency, not bank guaranteed, subject to risk and may lose value.

Securities offered through Raymond James Financial Services, Inc. Member FINRA/SIPC. Investment Advisory Services offered through Raymond James Financial Services Advisors, Inc. and/or the Independent Registered Investment Advisor, or both. Please refer to your advisory services contract and form ADV for more information. Your financial advisor may operate under a separate business entity. The business entity is independent of Raymond James Financial Services and not a broker/dealer.

The account listing may or may not include all of your accounts with Raymond James Financial Services, Inc. This report is comprised of data from the following accounts: xxxxx757

Report ID: a_731336_1719806400000_1719850357229000_00001of00001-CBM

Performance

The performance data quoted represents past performance and does not guarantee future results. The investment return and principal value of an investment will fluctuate so that an investor's shares, when redeemed, may be worth more or less than their original cost. The current performance may be lower or higher than the performance data quoted. It is not possible to invest directly in an index.

Performance is depicted using the Time-Weighted method for the entire period.

Time-Weighted - The geometric (compounded) return measured on the basis of periodic market valuations of assets. If applicable, the return includes the effects of leverage. Unlike the dollar-weighted method, it minimizes the impact of cash flows on the rate of return; however, in principle it requires valuations to be made on the occasion of each cash flow. Approximation to this measure can be obtained by prorating cash flows to successive valuation points or by computing internal rates of return between valuation points. If there are no interim cash flows, the time-weighted return, compounded annually determines the entire value of an investment.

Returns are calculated net of fees.

Annualized refers to the annualized return from the inception date of the account, or the selected beginning date when using the date-to-date functionality.

The inception date indicates the date of account or household initiation in the Portfolio Performance system. This date may not match the date the account was opened.

Managed Account Performance- In order for managers to track real time cash in managed AMS accounts, certain activity may not reflect the actual transaction dates and market values may differ from what is reported on client statements. The Time-Weighted Total Equity and Time-Weighted All Cash returns are the same for these accounts.

All performance figures exclude unpriced securities (including securities of indeterminate value),

limited partnerships (other than limited partnerships classified as Alternative Investments and appearing in that section of your statement).

Dividends are not guaranteed and will fluctuate.

The CFA Institute has not been involved with the preparation or review of this statement.

Accounts that have been closed may be included in the consolidated performance report. When closed accounts are included in the consolidated report, the performance report will only include information for the time period the account was active during the consolidated performance reporting time period.

Accounts with Real Time Cash may have cash values updated throughout the day, note that this may cause a difference in account values between performance and holdings reports.

Securities Information

Non-proprietary annuity values will show as contributions on the date they became available to the Portfolio Performance system. They are included through the selected calculation ending date. Prior inclusion of these values in the rate of return calculation is not available.

Raymond James Certificates of Deposit values will show as contributions on the date they became available to the Portfolio Performance system. They are included through the selected calculation ending date. Prior inclusion of these values in the rate of return calculation is not available.

Values include accrued income. Values are based on trade date accounting method.

Morningstar equity information as of (June 28, 2024)

Morningstar mutual fund and annuity information as of (June 11, 2024)

Additional Information Regarding This Report

Manvi Trust - COCF // xxxxx757

James Schramm
james.schramm@raymondjames.com

Morningstar 529 information as of (June 20, 2024)

Raymond James and Morningstar data are subject to the availability of the fund filings as well as internal analysis and may not represent real-time allocations.

©2024 Morningstar, Inc. All rights reserved. The information contained herein: (1) is proprietary to Morningstar and/or its content providers; (2) may not be copied or distributed; and (3) is not warranted to be accurate, complete or timely. Neither Morningstar nor its content providers are responsible for any damages or losses arising from any use of this information. Past performance is no guarantee of future results.

This analysis is for informational purposes only and is intended to be used as part of a complete portfolio review with your financial advisor. The data provided in the asset allocation analysis is subject to inherent limitations and is not guaranteed to represent actual asset class exposure(s) within your account(s) at the time of calculation. See raymondjames.com/asset-allocation/faq to learn more. Raymond James and Morningstar data are subject to the availability of fund filings as well as internal analysis and may not represent real-time allocations.

An investment in a money market fund is not insured or guaranteed by the Federal Deposit Insurance Corporation or any other government agency. Although these funds seek to preserve the value of your investment at \$1.00 per share, it is possible to lose money by investing in them.

Short positions and negative cash values are not included in the allocation.

While sources used for pricing publicly traded securities are considered reliable, the prices displayed on your statement may be based on actual trades, bid/ask information or vendor evaluations. As such, the prices displayed on your statement may or may not reflect actual trade prices you would receive in the current market. Pricing for non-publicly traded securities is obtained from a variety of sources, which may include issuer-provided information. Raymond James does not guarantee the accuracy, reliability, completeness or attainability of this information. Investment decisions should be made only after contacting your Financial Advisor.

Within certain packaged products (for example, open-ended mutual funds, closed-ended mutual funds and exchange traded funds), any fixed income security held in the product portfolio is affected by several risks, including, without limitation, interest rate, prepayment, and credit related risks. Any rise (fall) in interest rates may reduce (increase) the value of the investment. An overview of these and other risks is available at raymondjames.com, finra.org, emma.msrb.org, and investigatingbonds.com.

Packaged products may be represented across multiple asset classes.

Benchmark Information

Bloomberg U.S. Agg Bd - The Bloomberg U.S. Aggregate Bond index is a measure of the investment grade, fixed-rate, taxable bond market of roughly 6,000 SEC-registered securities with intermediate maturities averaging approximately 10 years. The index includes bonds from the Treasury, Government-Related, Corporate, MBS, ABS, and CMBS sectors.

Additional Information Regarding This Report

Manvi Trust - COCF // xxxxx757

James Schramm
james.schramm@raymondjames.com

S&P 500 Total Return Indx - The S&P 500 Index Total Return is a broad-based measurement of changes in stock market conditions based on the average performance of 500 widely held common stocks. It consists of 400 industrial, 40 utility, 20 transportation, and 40 financial companies listed on U.S. market exchanges. This is a capitalization-weighted calculated on a total return basis with dividends reinvested. The S&P represents about 75% of the NYSE market capitalization.

Custom Blended Benchmark 1

S&P 500 Total Return Indx 50%, Bloomberg U.S. Agg Bd 50% - The S&P 500 Index Total Return is a broad-based measurement of changes in stock market conditions based on the average performance of 500 widely held common stocks. It consists of 400 industrial, 40 utility, 20 transportation, and 40 financial companies listed on U.S. market exchanges. This is a capitalization-weighted calculated on a total return basis with dividends reinvested. The S&P represents about 75% of the NYSE market capitalization.

The Bloomberg U.S. Aggregate Bond index is a measure of the investment grade, fixed-rate, taxable bond market of roughly 6,000 SEC-registered securities with intermediate maturities averaging approximately 10 years. The index includes bonds from the Treasury, Government-Related, Corporate, MBS, ABS, and CMBS sectors.

COLLEGE OF THE CANYONS FOUNDATION

PROFESSIONAL SERVICES AGREEMENT

4EVR FOTO

OCTOBER 28, 2024

This Professional Services Agreement (“Agreement”) is between College of the Canyons Foundation (“Foundation”), a 501(c)(3) non-profit auxiliary organization, and **4EVR Foto** (“Contractor”), an **organization located in the state of California**. Foundation and Contractor are also referred to collectively as the “Parties” and individually as “Party.”

In consideration of the premises and the mutual covenants set forth in this Agreement, and for other good and valuable consideration, the receipt and sufficiency of which are acknowledged by the Parties’ signatures, the Parties agree as provided in this Agreement.

1. **SCOPE OF AGREEMENT.** Foundation requires certain specialized services and is authorized pursuant to California law, including Education Code Sections 70902 and 88003.1, to contract for the specialized services. Contractor represents that Contractor has the proper training, skill, and experience, and is qualified, including any required license, permits, and certification, to provide Foundation the specialized services required by this Agreement. Contractor shall perform and provide all labor, materials, supplies, and equipment necessary to complete the Work (as defined below) required by this Agreement, which shall be performed in accordance with the terms and conditions of this Agreement.
2. **DUTIES AND OBLIGATIONS.** The services to be provided by Contractor under this Agreement shall include providing a Photo Booth setup (“Work”) as follows:
 - A. Event: **College of the Canyons Foundation Golf Tournament**
 - B. Location: **Valencia Country Club – 27330 North Tourney Road, Valencia, CA 91355**
 - C. Date(s): **Monday, October 28, 2024**
 - D. Time(s): **9:00 a.m. – 1:00 p.m.**
8:15 a.m. – 9:00 a.m. (set up)
1:00 p.m. – 1:45 p.m. (tear down)
 - E. Foundation Contact Name, Extension and Department: **Desiree Dodd, Ext. 3493**

Work shall include the following:

- **Delivery, setup, and tear down of a photo booth apparatus.**
- **Two (2) Onsite Photo Booth Attendants that will assist with taking photographs at photo booth station at location designated by Foundation.**
- **Design of custom photo booth template artwork. Contractor will provide up to two (2) opportunities for review and revisions before artwork is finalized.**
- **Print Package: One (1) 4” x 6” photo print on photo paper for each golfer for up to one hundred forty-four (144) golfers.**
- **Email, text, and social media capabilities for each photo.**
- **QR Code, boomerang video, standard solid backdrop, Foundation-themed custom props.**
- **The emailed photos and boomerang video shall be delivered to recipients within twenty-four to forty-eight (24-48) hours from the end of the Event.**

3. **TERM OF AGREEMENT.** This Agreement shall commence on **October 28, 2024, and shall continue in full force and effect thereafter until and including October 28, 2024**, (“Term”), unless this Agreement is terminated during the Term as provided in Section 4.
4. **TERMINATION OF AGREEMENT.** This Agreement shall terminate upon expiration of the Term. If the Contractor is unable to appear at the Event outlined above, this Agreement shall be deemed cancelled and terminated and no payment will be made by the Foundation. Any termination of this Agreement during the Term shall be in accordance with the following:
 - A. Termination for Convenience. During the Term of this Agreement, Foundation may terminate this Agreement at any time at its convenience and without cause, upon providing Contractor at least ten (10) days written notice before the effective date of termination. Upon such termination by Foundation, Contractor shall only be entitled to payment for all Work provided, rendered, and received by Foundation prior to the date of termination and in no event shall Contractor be entitled to any payment or reimbursement as the result of Foundation’s termination.

B. Other Grounds. Notwithstanding any provisions in this Agreement, Foundation, at Foundation's sole discretion and upon written notice to Contractor, shall have the right to terminate this Agreement effective on the date stated in Foundation's written notice in the event Foundation determines, at its sole discretion, that Contractor (i) is unable or unwilling to perform the Work or meet any obligation or duty as described or made necessary by the Agreement, (ii) changes the nature of its business so that it is not compatible with the mission or needs of the Foundation or is involved in any incident or activity which embarrasses, creates unwelcome scrutiny or attention, or otherwise causes or threatens harm to the reputation of the Foundation or Santa Clarita Community College District, or (iii) fails to comply with federal, state, and/or local laws applicable to Contractor's performance of the Work under this Agreement.

5. **PAYMENT.**

A. Amount of Compensation. Foundation agrees to pay Contractor, as full consideration and compensation for Contractor's performance of the Work under this Agreement, a total amount not to exceed **One Thousand Ninety-Five Dollars (\$1,095)** ("Contract Amount") as follows:

Deposit	\$547.50
Balance (due 14 days prior to Event)	<u>\$547.50</u>
Contract Amount	\$1,095.00

Deposit shall be non-refundable. However, in the event that the Event must be rescheduled, the Parties agree to reschedule the Event on a date mutually agreeable to the District and Contractor, and the non-refundable deposit shall be applied towards the rescheduled Event.

B. For Reimbursement of Expenses. Unless otherwise agreed upon by Foundation in writing or specifically provided in this Agreement, Contractor shall assume and pay, at Contractor's sole expense, all costs and expenses incurred by Contractor in performing the Work under this Agreement ("Expenses").

C. Method and Schedule of Payment. Foundation shall pay to Contractor the Contract Amount pursuant to invoice from Contractor in accordance with this Agreement.

i. Invoice. Contractor shall submit to Foundation detailed billing information regarding the Work provided for the billing period, not more than once per month, and, **if applicable, Foundation-authorized** Expenses incurred during the billing period. All **Foundation-authorized** Expenses shall be documented **with original receipts** and shall be **pre-approved in writing by Foundation**, unless such expenses are specifically authorized by this Agreement. Invoices shall be paid on a "net 30-day basis" for services satisfactorily rendered (as determined by the Foundation) pursuant to this Agreement, unless otherwise specified by this Agreement. An invoice cannot be paid unless this Agreement has been signed by Contractor and has been properly executed by Foundation, and Contractor has submitted a completed Vendor Form/Substitute Form W-9 to Foundation's Contract and Procurement Services Department.

6. **CALIFORNIA STATE TAX WITHHOLDING FOR NONRESIDENTS OF CALIFORNIA.** It is mutually understood that if Contractor is a Nonresident of California, which may include California Nonresidents, corporations, limited liability companies, non-profits, and partnerships that do not have a permanent place of business in the State of California, the Foundation is obligated to abide by California Franchise Tax Board (FTB) withholding requirements. The Foundation is required to withhold from all payments or distributions of California source income made to a Nonresident when payments or distributions are greater than One Thousand Five Hundred Dollars (\$1,500) for the calendar year unless the Foundation receives authorization for a waiver or a reduced withholding rate from the Franchise Tax Board. As of January 1, 2008, the standard withholding amount for all payments to Nonresident California Contractors is Seven Percent (7%). Foundation will deduct the amount ordered by the State of California from the payment hereunder and will pay such amount directly to the Contractor's California State Income Tax Account, settlement of which must be made by Contractor directly with the State of California through Withholding Coordinator, Franchise Tax Board, PO Box 651, Sacramento, California, 95812-0651; telephone (916) 845-6262. Completion and submission of the appropriate form shall be the obligation of the Nonresident Contractor and Contractor shall defend, indemnify and hold harmless the Foundation against any loss, expense, or liability arising out of Contractor's acts or omissions with respect to this nonresident requirement. Contractor shall provide all necessary documentation and information to help Foundation comply with all tax requirements related to California nonresidents.

7. **INDEMNIFICATION.** Contractor agrees to defend, hold harmless and indemnify Foundation, Santa Clarita Community College District ("District"), each of their parents, affiliates, subsidiaries, authorized representatives, directors, officers, agents and employees against any and all liability for any judgments, awards, expenses, fines, penalties, attorneys' fees, costs, or other claims for damages in connection with any suit, complaint, charge, proceeding or action of any kind alleging a violation of any statutory or regulatory provision or otherwise arising out of the negligent act or willful misconduct by Contractor, of its duties and responsibilities under this Agreement, unless such performance or nonperformance occurred at the direction of or was caused by Foundation. This hold harmless and indemnification includes but is not limited to compensatory damages, punitive damages, regulatory fines and penalties, and extra-contractual liability.

8. **TRANSPORTATION.** Contractor hereby acknowledges and understands that it is his/her responsibility to arrange for transportation to provide all services necessary and/or required by this Agreement. The Foundation is in no way responsible for, nor does Foundation assume any liability for, any injury or loss which may result from Contractor's transportation for which the Contractor shall indemnify the Foundation in accordance with Section 7 above.

9. **MATTERS PRODUCED UNDER THIS AGREEMENT.** Contractor understands and agrees that all matters produced under this Agreement shall become the property of Foundation and cannot be used without Foundation's express written permission. Foundation shall have all right, title and interest in said matters, including the right to secure and maintain the copyright, trademark and/or patent of said matter in the name of the Foundation. Contractor consents to use of Contractor's name in conjunction with the sale, use, performance and distribution of the matters, for any purpose and in any medium.

10. **GENERAL PROVISIONS.**
 - A. **Entire Agreement and Amendment.** This Agreement constitutes the entire agreement and understanding between the Parties, and is a complete and exclusive statement of the terms of the Parties' agreement pursuant to Code of Civil Procedure Section 1856. This Agreement cannot be modified orally, and is to be modified only by a written instrument executed by the Parties.

 - B. **Non-Discrimination.** Contractor agrees not to engage in unlawful discrimination in the provision of Work, allocation of benefits, accommodation in facilities, employment of persons, or in the acceptance, assignment, treatment, evaluation or compensation of students who participate in programs sponsored or arranged by Foundation, on the basis of race, color, religion, genetic information, nationality, national origin, ancestry, pregnancy, sex, gender, gender identity, gender expression, ethnicity, age, medical condition, mental or physical disability, marital status, sexual orientation, military or Vietnam-era veteran status, or any other characteristic protected by law.

 - C. **Applicable Law, Venue, and Interpretation.** This Agreement, and the Parties' rights and obligations, are to be governed by and construed in accordance with California laws. If any action is instituted to enforce or interpret this Agreement, the venue of any such action shall be in the appropriate state or federal court in Los Angeles County, California, provided that nothing in this Agreement constitutes a waiver of immunity to suit by Foundation. The provisions of this Agreement are to be construed in all cases as a whole, according to their fair meaning, and not strictly for or against any Party.

 - D. **Use of Subcontractors.** Contractor must obtain Foundation's prior written approval to use any subcontractors while performing any portion of this Agreement and such approval may be conditioned on approval of the subcontract between Contractor and subcontractor. Such approval must include approval of the proposed subcontractor and the terms of compensation. Foundation retains the right to obtain copies of subcontractor insurance coverage at any time. Nothing in this Section shall be interpreted as creating a contractual relationship between Foundation and any approved subcontractor. Notwithstanding Foundation's approval of any subcontractor's contract, Contractor shall remain solely responsible for any harm, damage, or claim arising from any subcontractor's acts or omissions as set forth in Section 7.

 - E. **Independent Contractor.** In the performance of the Work herein contemplated, Contractor is an independent contractor or business entity, with the sole authority for controlling and directing the performance of the details of the Work, Foundation being interested only in the results obtained. Contractor and all of Contractor's officers, employees, and agents are not officers, employees, or agents of Foundation. Contractor understands and agrees that he/she is not entitled to benefits of any kind normally provided employees of the Foundation, including, but not limited to, State Unemployment Compensation or Worker's Compensation. Contractor should be aware the IRS regulations require Foundation to report total income exceeding six hundred dollars (\$600) under this and any additional Agreements in any given year.

 - F. **Assignment.** The obligations of the Contractor pursuant to this Agreement shall not be assigned by the Contractor without the express, written approval of the Foundation.

 - G. **Compliance with Applicable Laws.** In performing the Work, Contractor shall comply with applicable federal and California anti-discrimination laws, as well as all federal, state, and local laws, codes, regulations, and ordinances applicable to the Work.

 - H. **Force Majeure.** Neither Party shall be deemed in default or in violation of this Agreement if prevented from performing any obligation hereunder for any circumstance or reason beyond its control, including, without limitation, acts of God or of the public enemy, governmental restrictions or regulations, epidemics or pandemics, flood, storm, strikes, regulatory or legal delay or restraint. In this event, all or a portion of either Party's performance is rendered impossible, the Parties shall cooperate with each other and use their best efforts to remove the impediment or develop a substitute manner of performance.

 - I. **Notices.** All notices or other communications required or permitted under this Agreement shall be deemed duly given if in writing and delivered personally, sent by a reputable overnight courier services (with package tracking capability), or sent by certified mail, return receipt requested, first class postage prepaid, addressed as follows:

Foundation: Santa Clarita Community College Foundation
Attn: Jerry DeFelice, Chief Development Officer
26455 Rockwell Canyon Road
Santa Clarita, CA 91355

Contractor: **4EVR Foto**
621 Via Alondra
Camarillo, California 93012
Phone: (844) 387-3686
Email: Hello@4evrfoto.com

A Party may change its/his/her designated representative and/or address for the purpose of receiving notices and communications under this Agreement by notifying the other Party of the change in writing and in the manner described in this Section.

J. Approval of Foundation's Executive Committee. Pursuant to the Foundation's Bylaws, this Agreement is not valid and does not constitute an enforceable obligation against the Foundation unless and until Foundation's Executive Committee has approved or ratified this Agreement as evidenced by a motion duly passed and adopted by the Executive Committee.

CONTRACTOR

COLLEGE OF THE CANYONS FOUNDATION

DocuSigned by:
BY: James Ibarra
Signature of Authorized Representative
Print Name James Ibarra
Print Title James Ibarra
Date 8/12/2024

Signed by:
BY: Jerry De Felice
Signature of Authorized Representative
Print Name Jerry DeFelice
Print Title Chief Operating Officer
Date 8/13/2024
Foundation Executive Committee
Approval/Ratification Date

Department
Contact Name
Funding Source (G/L Account)
Foundation Contract #

Foundation
Shawna Lubs
81-65890-00-940001-1000
10808

COLLEGE OF THE CANYONS FOUNDATION

**PROFESSIONAL SERVICES AGREEMENT
OPENING DAY MUSICAL PERFORMANCE**

WILLIAM MACPHERSON

AUGUST 16, 2024

This Professional Services Agreement (“Agreement”) is between College of the Canyons Foundation (“Foundation”), a 501(c)(3) non-profit auxiliary organization, and **William MacPherson** (“Contractor”), an **individual residing in the state of California**. Foundation and Contractor are also referred to collectively as the “Parties” and individually as “Party.”

In consideration of the premises and the mutual covenants set forth in this Agreement, and for other good and valuable consideration, the receipt and sufficiency of which are acknowledged by the Parties' signatures, the Parties agree as provided in this Agreement.

1. **SCOPE OF AGREEMENT.** Foundation requires certain specialized services and is authorized pursuant to California law, including Education Code Sections 70902 and 88003.1, to contract for the specialized services. Contractor represents that Contractor has the proper training, skill, and experience, and is qualified, including any required license, permits, and certification, to provide Foundation the specialized services required by this Agreement. Contractor shall perform and provide all labor, materials, supplies, and equipment necessary to complete the Work (as defined below) required by this Agreement, which shall be performed in accordance with the terms and conditions of this Agreement. Foundation shall not be liable to Contractor for any costs or expenses paid or incurred by Contractor in performing Work.
2. **DUTIES AND OBLIGATIONS.** The services to be provided by Contractor under this Agreement shall include (“Work”) as follows:
 - A. **Event:** **Opening Day Musical Performance – Contractor shall perform live music with an ensemble of six (6) musicians and provide all equipment needed for the performance, including setup and tear-down of all necessary equipment.**
 - B. **Location:** **East Physical Education Building – 26455 Rockwell Canyon Road, Santa Clarita, CA 91355**
 - C. **Date(s):** **Friday, August 16, 2024**
 - D. **Time(s):** **8:00 a.m. – 9:30 a.m. (not including setup and teardown)**
3. **TERM OF AGREEMENT.** This Agreement shall commence on **August 16, 2024, and shall continue in full force and effect thereafter until and including August 16, 2024**, (“Term”), unless this Agreement is terminated during the Term as provided in Section 4.
4. **TERMINATION OF AGREEMENT.** This Agreement shall terminate upon expiration of the Term. If the Contractor is unable to appear at the event outlined above, this Agreement shall be deemed cancelled and terminated, and no payment will be made by the Foundation. Any termination of this Agreement during the Term shall be in accordance with the following:
 - A. **Termination for Convenience.** During the Term of this Agreement, Foundation may terminate this Agreement at any time at its convenience and without cause, upon providing Contractor at least ten (10) days written notice before the effective date of termination. Upon such termination by Foundation, Contractor shall only be entitled to payment for all Work provided, rendered, and received by Foundation prior to the date of termination and in no event shall Contractor be entitled to any payment or reimbursement as the result of Foundation's termination.
 - B. **Other Grounds.** Notwithstanding any provisions in this Agreement, Foundation, at Foundation's sole discretion and upon written notice to Contractor, shall have the right to terminate this Agreement effective on the date stated in Foundation's written notice in the event Foundation determines, at its sole discretion, that Contractor (i) is unable or unwilling to perform the Work or meet any obligation or duty as described or made necessary by the Agreement, (ii) changes the nature of its business so that it is not compatible with the mission or needs of the Foundation or is involved in any incident or activity which embarrasses, creates unwelcome scrutiny or attention, or otherwise causes or threatens harm to the reputation of the Foundation or Santa Clarita Community College District, or (iii) fails to comply with federal, state, and local laws applicable to Contractor's performance of the Work under this Agreement.
5. **PAYMENT.**
 - A. **Amount of Compensation.** Foundation agrees to pay Contractor, as full consideration and compensation for Contractor's performance of the Work under this Agreement, a total amount not to exceed **One Thousand Two Hundred Dollars (\$1,200)** (“Contract Amount”).
 - B. **For Reimbursement of Expenses.** Unless otherwise agreed upon by Foundation in writing or specifically provided in this Agreement, Contractor shall assume and pay, at Contractor's sole expense, all costs, and expenses incurred by Contractor in performing the Work under this Agreement (“Expenses”).

- C. **Method and Schedule of Payment.** Foundation shall pay to Contractor the Contract Amount pursuant to invoice from Contractor in accordance with this Agreement.
- i. **Invoice.** Contractor shall submit to Foundation detailed billing information regarding the Work provided for the billing period, not more than once per month, and, **if applicable, Foundation-authorized** Expenses incurred during the billing period. All **Foundation-authorized** Expenses shall be documented **with original receipts** and shall be **pre-approved in writing by Foundation**, unless such expenses are specifically authorized by this Agreement. Invoices shall be paid on a "net 30-day basis" for services satisfactorily rendered (as determined by the Foundation) pursuant to this Agreement. An invoice cannot be paid unless this Agreement has been signed by Contractor and has been properly executed by Foundation, and Contractor has submitted a completed Vendor Form/Substitute Form W-9 to Foundation's Contract and Procurement Services Department.
6. **CALIFORNIA STATE TAX WITHHOLDING FOR NONRESIDENTS OF CALIFORNIA.** It is mutually understood that if Contractor is a Nonresident of California, which may include California Nonresidents, corporations, limited liability companies, non-profits, and partnerships that do not have a permanent place of business in the State of California, the Foundation is obligated to abide by California Franchise Tax Board (FTB) withholding requirements. The Foundation is required to withhold from all payments or distributions of California source income made to a Nonresident when payments or distributions are greater than One Thousand Five Hundred Dollars (\$1,500) for the calendar year unless the Foundation receives authorization for a waiver or a reduced withholding rate from the Franchise Tax Board. As of January 1, 2008, the standard withholding amount for all payments to Nonresident California Contractors is Seven Percent (7%). Foundation will deduct the amount ordered by the State of California from the payment hereunder and will pay such amount directly to the Contractor's California State Income Tax Account, settlement of which must be made by Contractor directly with the State of California through Withholding Coordinator, Franchise Tax Board, PO Box 651, Sacramento, California, 95812-0651; telephone (916) 845-6262. Completion and submission of the appropriate form shall be the obligation of the Nonresident Contractor and Contractor shall defend, indemnify and hold harmless the Foundation against any loss, expense, or liability arising out of Contractor's acts or omissions with respect to this nonresident requirement. Contractor shall provide all necessary documentation and information to help Foundation comply with all tax requirements related to California nonresidents.
7. **INDEMNIFICATION.** Contractor agrees to defend, hold harmless and indemnify Foundation, Santa Clarita Community College District ("District"), each of their parents, affiliates, subsidiaries, authorized representatives, directors, officers, agents and employees against any and all liability for any judgments, awards, expenses, fines, penalties, attorneys' fees, costs, or other claims for damages in connection with any suit, complaint, charge, proceeding or action of any kind alleging a violation of any statutory or regulatory provision or otherwise arising out of the negligent act or willful misconduct by Contractor, of its duties and responsibilities under this Agreement, unless such performance or nonperformance occurred at the direction of or was caused by Foundation. This hold harmless and indemnification includes but is not limited to compensatory damages, punitive damages, regulatory fines and penalties, and extra-contractual liability.
8. **TRANSPORTATION.** Contractor hereby acknowledges and understands that it is his/her responsibility to arrange for transportation to provide all services necessary and/or required by this Agreement. The Foundation is in no way responsible for, nor does Foundation assume any liability for, any injury or loss which may result from Contractor's transportation for which the Contractor shall indemnify the Foundation in accordance with Section 7 above.
9. **PROPERTY DAMAGES.** Foundation is not responsible for damage(s) to the Contractor's property; nor is the Foundation responsible for any damage(s) due to storage of the property; nor is the Foundation responsible for vandalism or theft.
10. **SAFETY AND SECURITY.** It shall be the responsibility of the Contractor to ascertain from the Foundation, the rules and regulations pertaining to safety, security and driving on District grounds, particularly when students are present. Contractor shall erect and properly maintain at all times, all necessary safeguards, signs, and barriers for protection of its employees and the public.
11. **GENERAL PROVISIONS.**
- A. **Entire Agreement and Amendment.** This Agreement constitutes the entire agreement and understanding between the Parties, and is a complete and exclusive statement of the terms of the Parties' agreement pursuant to Code of Civil Procedure Section 1856. This Agreement cannot be modified orally, and is to be modified only by a written instrument executed by the Parties.
- B. **Non-Discrimination.** Contractor agrees not to engage in unlawful discrimination in the provision of Work, allocation of benefits, accommodation in facilities, employment of persons, or in the acceptance, assignment, treatment, evaluation or compensation of students who participate in programs sponsored or arranged by Foundation, on the basis of race, color, religion, genetic information, nationality, national origin, ancestry, pregnancy, sex, gender, gender identity, gender expression, ethnicity, age, medical condition, mental or physical disability, marital status, sexual orientation, military or Vietnam-era veteran status, or any other characteristic protected by law.
- C. **Applicable Law, Venue, and Interpretation.** This Agreement, and the Parties' rights and obligations, are to be governed by and construed in accordance with California laws. If any action is instituted to enforce or interpret this Agreement, the venue of any such action shall be in the appropriate state or federal court in Los Angeles County, California, provided that nothing in this Agreement constitutes a waiver of immunity to suit by Foundation. The provisions of this Agreement are to be construed in all cases as a whole, according to their fair meaning, and not strictly for or against any Party.

- D. Use of Subcontractors. Contractor must obtain Foundation's prior written approval to use any subcontractors while performing any portion of this Agreement and such approval may be conditioned on approval of the subcontract between Contractor and subcontractor. Such approval must include approval of the proposed subcontractor and the terms of compensation. Foundation retains the right to obtain copies of subcontractor insurance coverage at any time. Nothing in this Section shall be interpreted as creating a contractual relationship between Foundation and any approved subcontractor. Notwithstanding Foundation's approval of any subcontractor's contract, Contractor shall remain solely responsible for any harm, damage, or claim arising from any subcontractor's acts or omissions as set forth in Section 7.
- E. Independent Contractor. In the performance of the Work herein contemplated, Contractor is an independent contractor or business entity, with the sole authority for controlling and directing the performance of the details of the Work, Foundation being interested only in the results obtained. Contractor and all of Contractor's officers, employees, and agents are not officers, employees, or agents of Foundation. Contractor understands and agrees that he/she is not entitled to benefits of any kind normally provided employees of the Foundation, including, but not limited to, State Unemployment Compensation or Worker's Compensation. Contractor should be aware the IRS regulations require Foundation to report total income exceeding six hundred dollars (\$600) under this and any additional Agreements in any given year.
- F. Assignment. The obligations of the Contractor pursuant to this Agreement shall not be assigned by the Contractor without the express, written approval of the Foundation.
- G. Compliance with Applicable Laws. In performing the Work, Contractor shall comply with applicable federal and California anti-discrimination laws, as well as all federal, state, and local laws, codes, regulations, and ordinances applicable to the Work.
- H. Force Majeure. Neither Party shall be deemed in default or in violation of this Agreement if prevented from performing any obligation hereunder for any circumstance or reason beyond its control, including, without limitation, acts of God or of the public enemy, governmental restrictions or regulations, epidemics or pandemics, flood, storm, strikes, regulatory or legal delay or restraint. In this event, all or a portion of either Party's performance is rendered impossible, the Parties shall cooperate with each other and use their best efforts to remove the impediment or develop a substitute manner of performance.
- I. Notices. All notices or other communications required or permitted under this Agreement shall be deemed duly given if in writing and delivered personally, sent via electronic mail or reputable overnight courier services (with package tracking capability), or sent by certified mail, return receipt requested, first class postage prepaid, addressed as follows:

Foundation: College of the Canyons Foundation
Attn: Jerry De Felice, Chief Development Officer
26455 Rockwell Canyon Road
Santa Clarita, CA 91355

Contractor: **William Macpherson**
912 Tennyson Lane
Ventura, CA 93003
Phone: (818) 679-2423
Email: william.macpherson@canyons.edu

A Party may change its/his/her designated representative and/or address for the purpose of receiving notices and communications under this Agreement by notifying the other Party of the change in writing and in the manner described in this Section.

- J. Approval of Foundation's Executive Committee. Pursuant to the Foundation's Bylaws, this Agreement is not valid and does not constitute an enforceable obligation against the Foundation unless and until Foundation's Executive Committee has approved or ratified this Agreement as evidenced by a motion duly passed and adopted by the Executive Committee.

IN WITNESS WHEREOF, Parties hereby agree.

CONTRACTOR

COLLEGE OF THE CANYONS FOUNDATION

Signed by:
 BY: William MacPherson
 Signature of Authorized Representative

Print Name William MacPherson

Print Title Mr

Date 8/21/2024

Signed by:
 BY: Jerry De Felice
 Signature of Authorized Representative

Print Name Jerry De Felice

Print Title Chief Development Officer

Date 8/22/2024

Foundation Executive Committee
 Approval/Ratification Date

Department _____

Contact Name _____

Foundation GL/Budget Code _____

Foundation Contract # _____

Foundation

Shawna Mann

82-65890-00-950514-1000

10878