

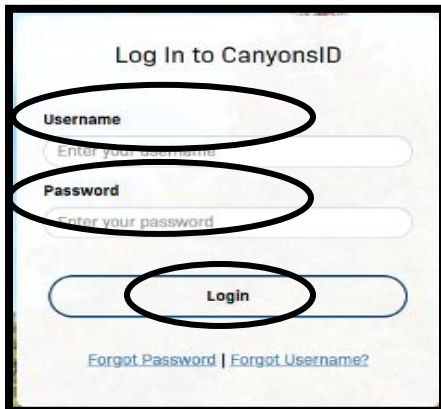


How to Access Online Classes Using CANVAS

1. Visit www.canyons.edu, click  Menu in the top right corner, then click  Canvas



2. Type in your **CanyonsID** “Username” and “Password” and then click “Login.”
NOTE: Username is your COC student email address.
3. Enter the **OTP number** sent to your personal email address and then click “Login.”



Log In to CanyonsID

Username
Enter your username

Password
Enter your password

Login

[Forgot Password](#) | [Forgot Username?](#)



ENROLLMENT - ONE TIME PASSCODE

A One Time Passcode (OTP) was delivered to the alternate email address you provided.

to:
bxxxxxxxxx@gmail.com

Please enter the OTP. (Note: It may take 1 to 2 minutes for delivery)

Please check your alternate email for the OTP Code. Note that the email may be in your junk/spam folder.

Username
[redacted]@my.canyons.edu

Password

☐ Remember this device?

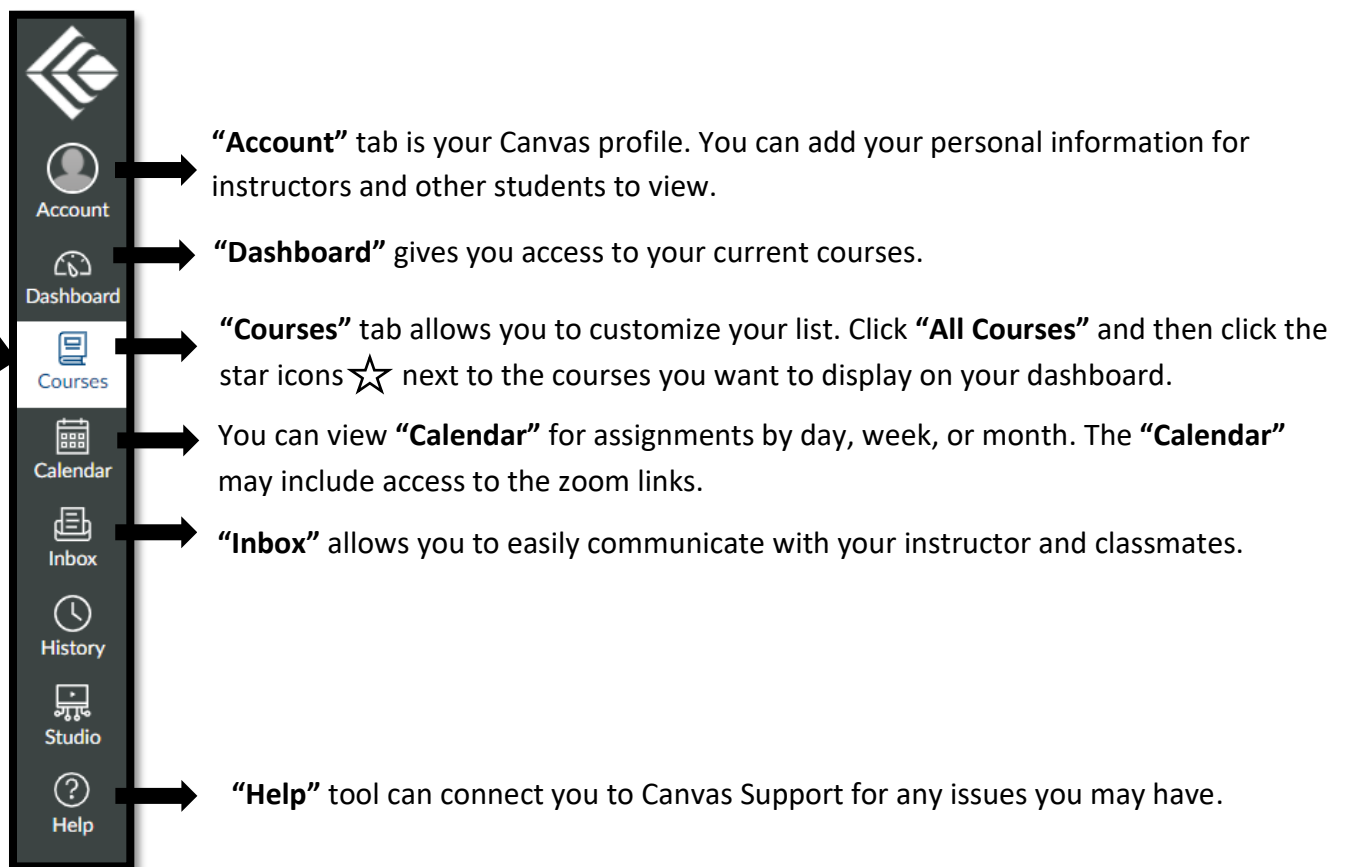
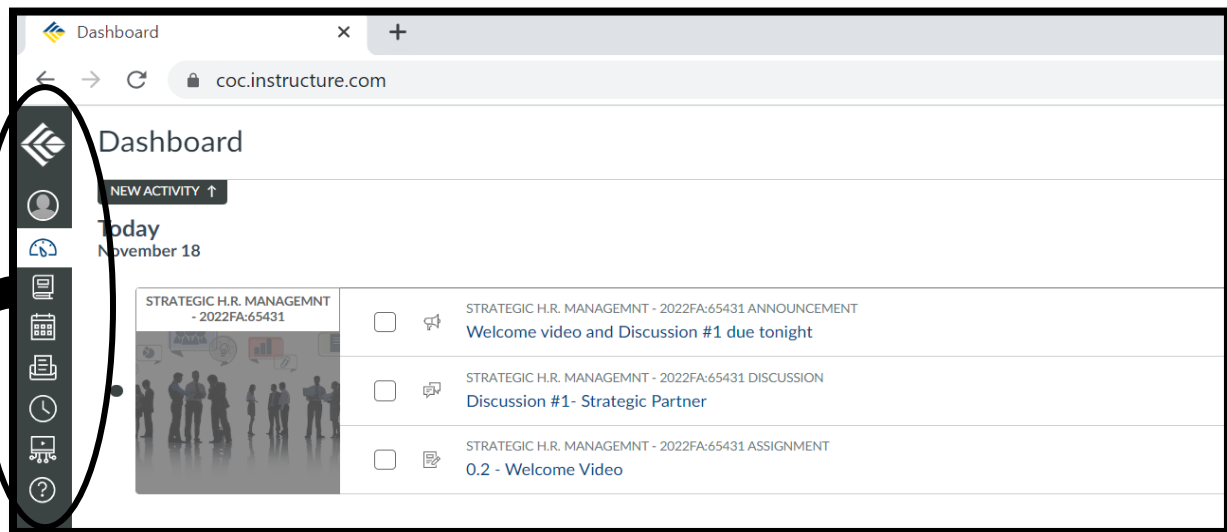
2nd Factor / One Time Passcode
|


[One Time Passcode\(OTP\) Options](#)

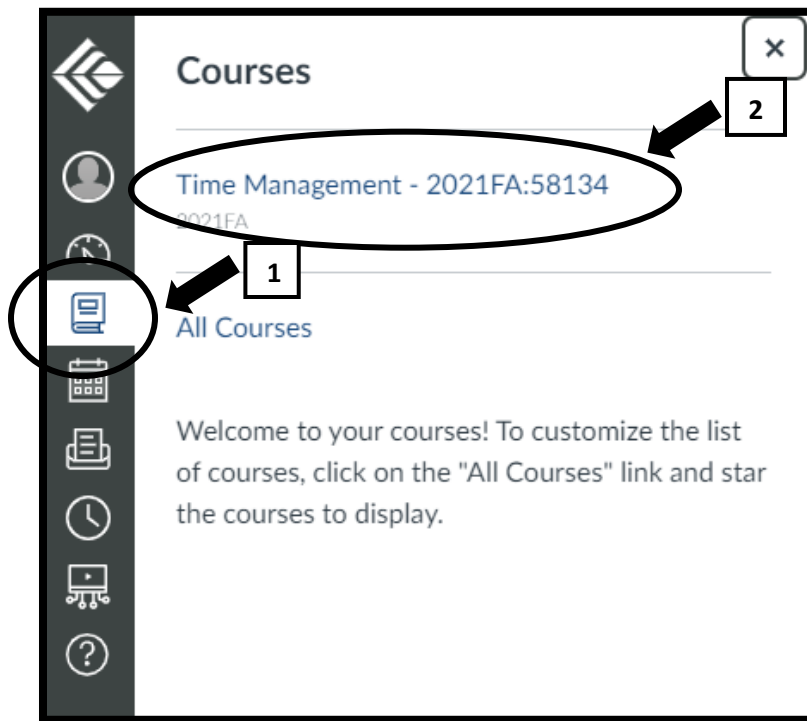
Login

Cancel

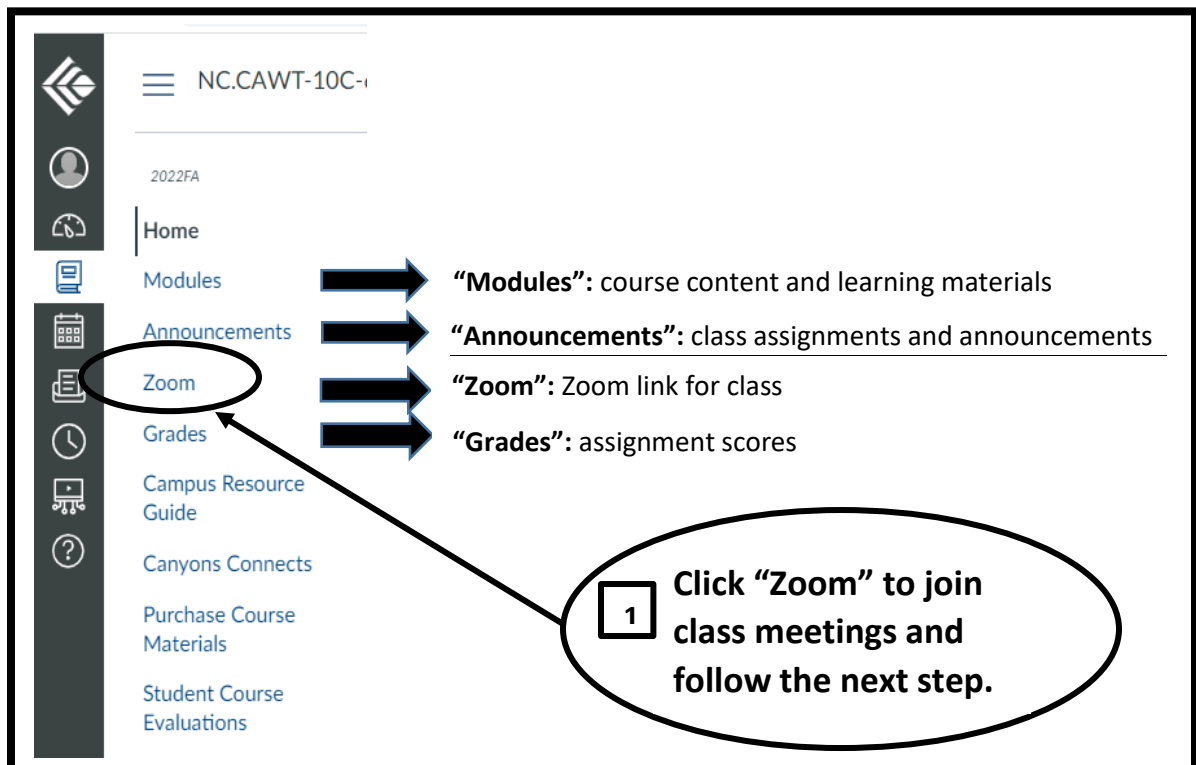
4. Once you have logged in, you will be directed to the “**Dashboard**” where you will see your current courses.



5. Click  **“Courses”** to access class information.
Then select the title of the class of your interest.



6. Click the options you want to see from the list below.



2 Click **“Join”** to enter your class.

The screenshot shows the Canvas LMS interface for a course titled "NC.CAWT-10C-65434 - Th". The left sidebar contains navigation links: Home, Modules, Announcements, Zoom, Grades, Campus Resource Guide, Canyons Connects, Purchase Course Materials, and Student Course Evaluations. The main content area displays the Zoom logo and a message about the current time zone and language. Below this, there are three tabs: "Upcoming Meetings" (selected), "Previous Meetings", and "Cloud Recordings". A table lists upcoming meetings with columns for Start Time, Topic, and Meeting ID. The first meeting is "Thu, Nov 17 (Recurring) 9:00 AM" for "Spreadsheet Basics - 2022FA.65434" with Meeting ID "943 4860 8067". A "Join" button is visible next to the Meeting ID. A black box with the number "2" and an arrow points to the "Join" button.

Start Time	Topic	Meeting ID
Thu, Nov 17 (Recurring) 9:00 AM	Spreadsheet Basics - 2022FA.65434	943 4860 8067
Thu, Dec 1 (Recurring) 9:00 AM	Spreadsheet Basics - 2022FA.65434	943 4860 8067
Thu, Dec 8 (Recurring) 9:00 AM	Spreadsheet Basics - 2022FA.65434	943 4860 8067

- If you need further assistance with Canvas, visit **Student Support** at the website
<https://www.canyons.edu/academics/onlineeducation/studentsupport/index.php>
- **Call Canvas Support** at 661-362-3344 or 887- 889-9052 (after-hours)
- **Email Canvas Support** at cvsupport@canyons.edu.
- To access **Zoom** instructions, visit the website
<https://www.canyons.edu/academics/onlineeducation/studentsupport/canvasstudentguides.php>.