






Results Explorer

The **Results Explorer** dashboard allows users to explore the results for a single assessment over time, by percent or count, and in comparison, with one or more of the SLOs and/or criteria assessed.

To review the results of an assessment in the Library, go to the **SLOs & Assessments** section and the **Assessments** tab. Use the SLO filters to find the assessment.

To review the results of an assessment during the scoring process, select the **Actions** menu in the right corner column and choose **Results Explorer**.

The screenshot shows the SLOs & Assessments dashboard. The 'Assessments' tab is highlighted. Below the navigation bar, there are buttons for 'Add Assessment' and 'Add DLA'. A table lists several assessments with columns for Assessment Name, Assessment Description, Type, Planned Terms, and Actions. The 'Actions' column for the first row is highlighted with a red arrow.

<input type="checkbox"/>	Assessment Name	Assessment Description	Type	Planned Terms	Actions
<input type="checkbox"/>	CWE SLO 1 & 2 Fall 2018 Active since 08/2017	CWE Time Sheet & Workplace Project Essay	Course-ending review of overall student achievement	<ul style="list-style-type: none">Fall 2018Spring 2019	
<input type="checkbox"/>	CWE186AUTO Assessment Active since 08/2019	Assessments for CWE186AUTO - Cooperative Work Experience Education Automotive Technology (Unpaid)	Course-ending review of overall student achievement	<ul style="list-style-type: none">Fall 2019	
<input type="checkbox"/>	CWE186BUS Assessment Active since 08/2019	Assessments for CWE186BUS - Cooperative Work Experience Education Business (Unpaid)	Course-ending review of overall student achievement	<ul style="list-style-type: none">Fall 2019	
<input type="checkbox"/>	CWE186CAWT Assessment Active since 08/2019	Assessments for CWE186CAWT - Cooperative Work Experience Education Computer Applications and Web Technologies (Unpaid)	Course-ending review of overall student achievement	<ul style="list-style-type: none">Fall 2019	
<input type="checkbox"/>	CWE186CNST Active since 08/2019	Assessments for CWE186CNST - Cooperative Work Experience Education Construction (Unpaid)	Course-ending review of overall student achievement	<ul style="list-style-type: none">Fall 2019	

The Results Explorer offers two views, Chart View and Table View.

The screenshot shows the Results Explorer interface. It includes filters for 'Count scores from', 'Course', 'Terms', and 'Show results as'. Below the filters, there are two buttons: 'Chart View' and 'Table View'. The 'Table View' button is highlighted with a red box.

Chart View

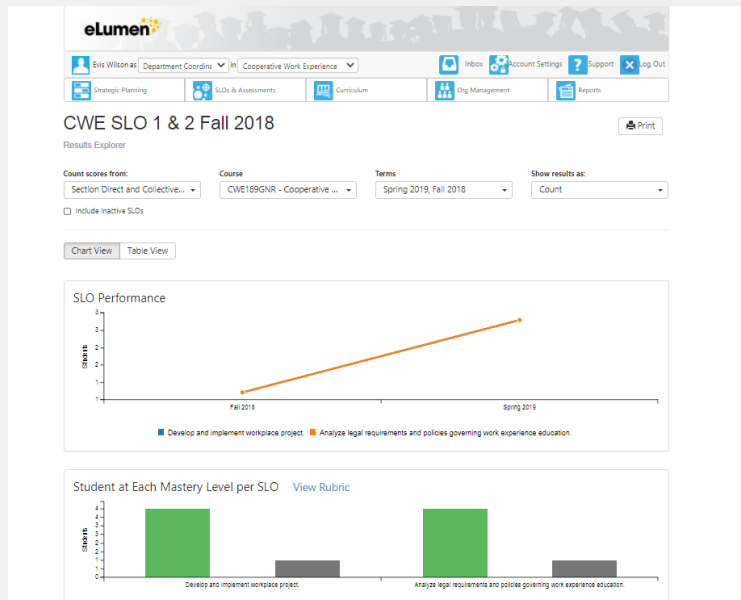


Table View

The screenshot shows the eLumen interface for 'CWE SLO 1 & 2 Fall 2018' in 'Table View'. It displays two tables: 'SLO Performance Term by Term' and 'Assessment Rubric'.

SLO	Default Performance Measure	Fall 2018			Spring 2019		
		Meets the standard	Does not yet meet the standard	N/A	Meets the standard	Does not yet meet the standard	N/A
Develop and implement workplace project.	70.0%						
Analyze legal requirements and policies governing work experience education.	70.0%						

SLO	Meets the standard					Does not yet meet the standard	N/A
	3	2	1	0			
Develop and implement workplace project.							
Analyze legal requirements and policies governing work experience education.							

Below the tables, there is a 'Faculty Reflections' section with a 'Reflection Template' and a table of 'Group Responses by:'.

Course	Organization	Date	Activity	Highlight
(Not Responded)	CWE189GNR - Cooperative Work Experience Education General	Cooperative Work Experience	CWE SLO 1 & 2 Fall 2018	

The Table View presents the results of any faculty **Reflections**.

To print the graphs and tables using the current filters and options, select the **Print** icon in the upper right corner of the screen.