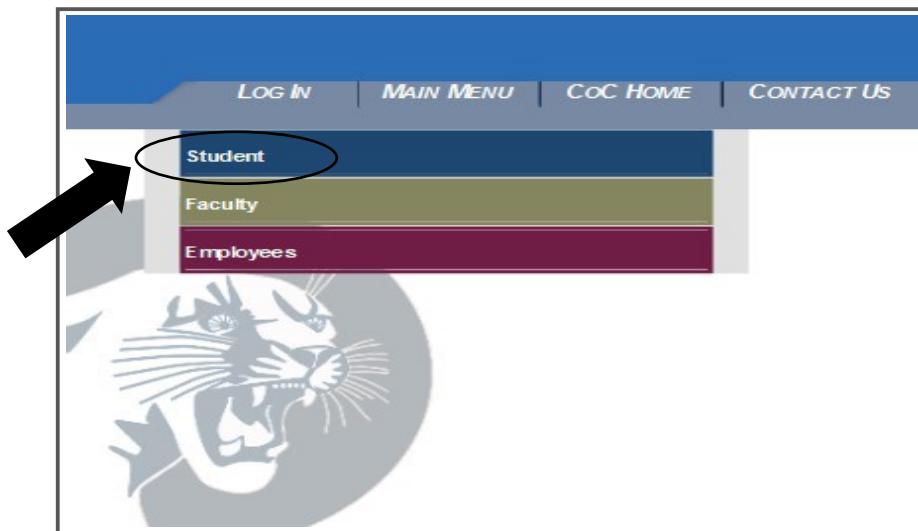


Cómo crear tu cuenta de MyCanyons

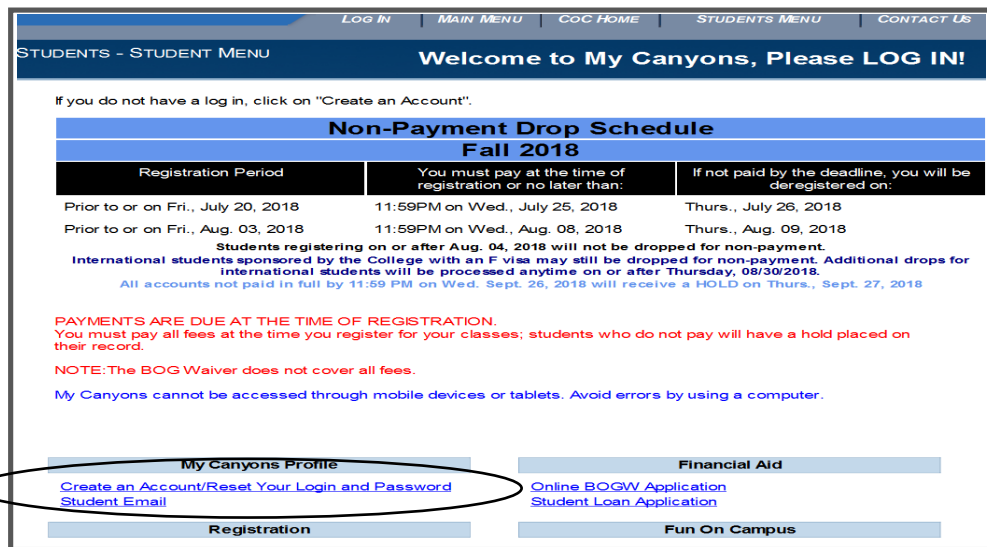
1. Visita la página www.canyons.edu y selecciona el icono de MyCanyons



2. Selecciona "Student."



3. Haz clic en "Create an Account/Reset Your Login and Password Student Email."



LOG IN | MAIN MENU | CoC HOME | STUDENTS MENU | CONTACT US

STUDENTS - STUDENT MENU

Welcome to My Canyons, Please LOG IN!

If you do not have a log in, click on "Create an Account".

Non-Payment Drop Schedule Fall 2018

Registration Period	You must pay at the time of registration or no later than:	If not paid by the deadline, you will be deregistered on:
Prior to or on Fri., July 20, 2018	11:59PM on Wed., July 25, 2018	Thurs., July 26, 2018
Prior to or on Fri., Aug. 03, 2018	11:59PM on Wed., Aug. 08, 2018	Thurs., Aug. 09, 2018

Students registering on or after Aug. 04, 2018 will not be dropped for non-payment.
International students sponsored by the College with an F visa may still be dropped for non-payment. Additional drops for international students will be processed anytime on or after Thursday, 08/30/2018.
All accounts not paid in full by 11:59 PM on Wed. Sept. 26, 2018 will receive a HOLD on Thurs., Sept. 27, 2018

PAYMENTS ARE DUE AT THE TIME OF REGISTRATION.
You must pay all fees at the time you register for your classes; students who do not pay will have a hold placed on their record.

NOTE:The BOG Waiver does not cover all fees.

My Canyons cannot be accessed through mobile devices or tablets. Avoid errors by using a computer.

My Canyons Profile

Create an Account/Reset Your Login and Password Student Email

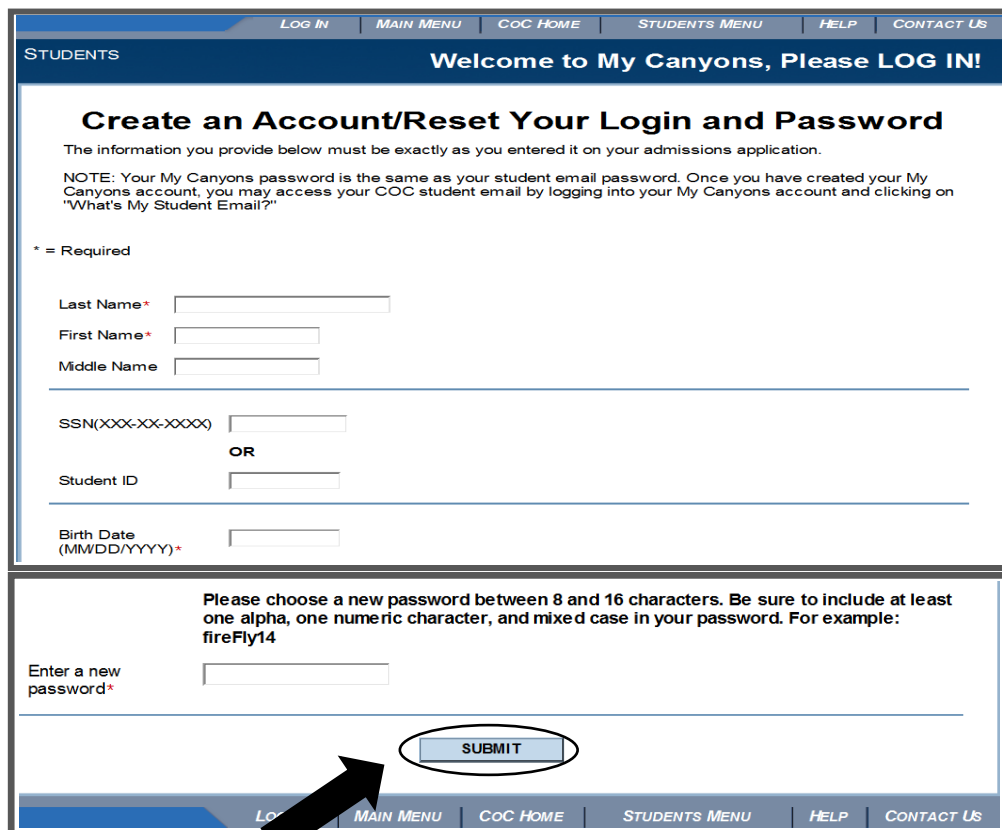
Registration

Financial Aid

Online BOGW Application
Student Loan Application

Fun On Campus

4. Completa la información en el formulario y luego haz clic en "SUBMIT."



LOG IN | MAIN MENU | CoC HOME | STUDENTS MENU | HELP | CONTACT US

STUDENTS

Welcome to My Canyons, Please LOG IN!

Create an Account/Reset Your Login and Password

The information you provide below must be exactly as you entered it on your admissions application.

NOTE: Your My Canyons password is the same as your student email password. Once you have created your My Canyons account, you may access your COC student email by logging into your My Canyons account and clicking on "What's My Student Email?"

* = Required

Last Name*

First Name*

Middle Name

SSN(XXX-XX-XXXX)

OR

Student ID

Birth Date (MM/DD/YYYY)*

Please choose a new password between 8 and 16 characters. Be sure to include at least one alpha, one numeric character, and mixed case in your password. For example: fireFly14

Enter a new password*

SUBMIT

LOG IN | MAIN MENU | CoC HOME | STUDENTS MENU | HELP | CONTACT US

5. Imprime la página de confirmación para tus archivos. Esta página de confirmación contiene información que usarás para entrar a tu cuenta de **MyCanyons** y la información de tu correo electrónico de estudiante.

Ejemplo de la página de confirmación

You will need this information to proceed, print this out or write it down.

Student Id: 0123456

Your Username and Password for My Canyons are:

Username: jdoe
Password: cougar1

Your Username and Password for your COC student email account are:

Username: jdoe@my.canyons.edu
Password: cougar1



PLEASE FOLLOW THE INSTRUCTIONS BELOW:

- Your student email account may take up to 15 minutes to activate.
- You may use My Canyons anytime on or after your assigned registration date and time. To check your registration date, log into My Canyons and click on "My Registration Time".
- If you do not have a registration date and time, contact Admissions & Records at admissions@canyons.edu or call (661) 362-3280.

OK