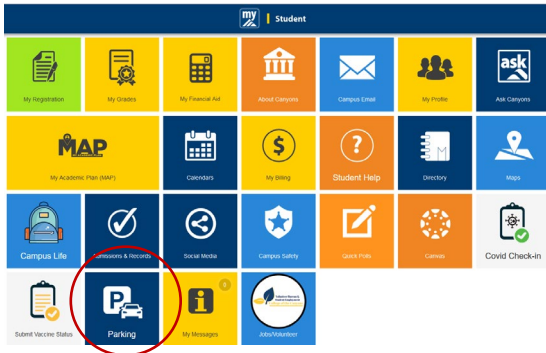


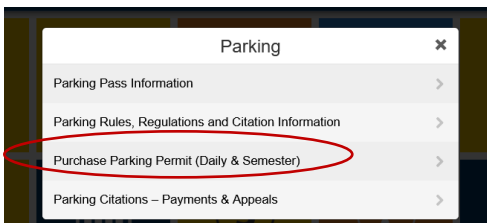
College of the Canyons

How to Update Vehicle Information:

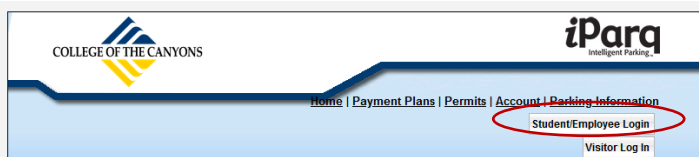
Go to My Canyons



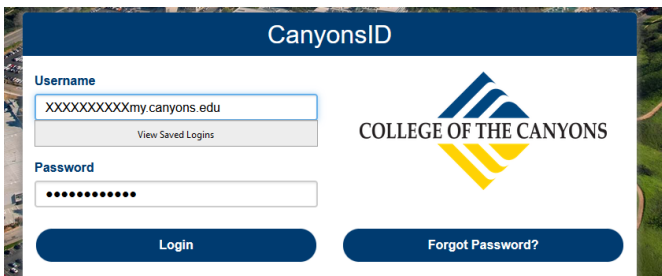
Select Purchase Parking Permit



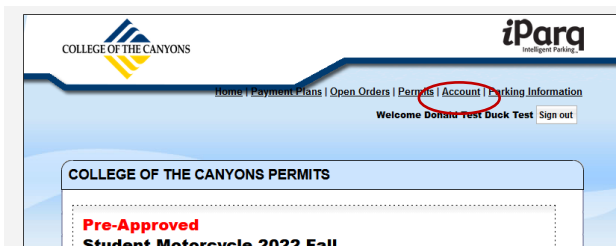
Select Student/Employee Login

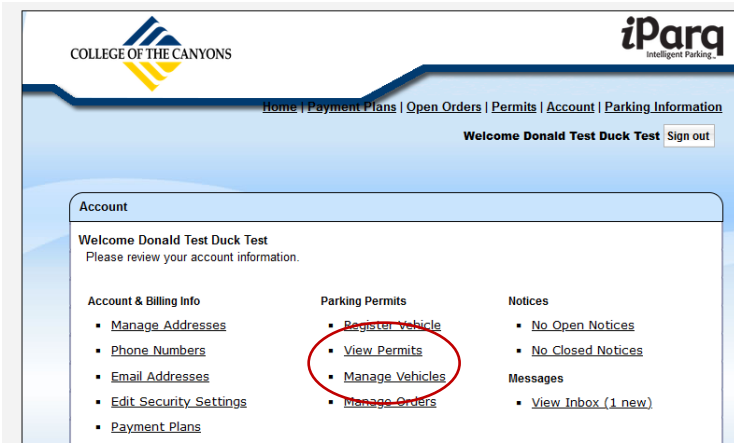


Login with your CanyonsID



Go to Your Account





Select Manage Vehicles – To add or remove vehicles from your list

Vehicles								Add
Plate	Make	Model	Type	Year	State	VIN	Color	
8C52LLP	Acura	AXC	2-Door	2021	CA		Black	Remove

Enter New Vehicle Information

*License Plate & State: [] [SELECT] v

*Year: [SELECT] v

*Color: [SELECT] v

*Make: [SELECT] v

*Model: []

*Type: [SELECT] v

Owner?: [SELECT] v

[Cancel](#) [Add](#)

View Permits – To see active vehicles and update your active vehicle.

Update Vehicle Information: click on license plate number.

Permits								Click your license plate to change or add vehicles on Valid permits.	
Order	Permit	Valid Start Date	Valid End Date	Barcode	Vehicle	Status	Print Temp		
6017574	Student - Vehicle 2022 Fall CCPG A	08/22/22	12/15/22	7120896	8C52LLP	Active			

Select Vehicle to Activate from your Manage Vehicle List

Manage Vehicles

The Student - Vehicle 2022 Fall CCPG A permit type allows between 1 and 1 vehicles to be associated at any time.

Vehicles in RED are currently inactive and may be subject to punitive action if found parked with this permit.

Current Vehicle Associations:

2021 Black Acura AXC (8C52LLP, CA) [Remove](#)

Change To: [SELECT] v

[SELECT] v

[Add New Vehicle]

1998 Black Ford Mustang (4ARB837, CA)