

**COLLEGE OF THE CANYONS FOUNDATION**  
**26455 Rockwell Canyon Road, Santa Clarita, CA 91355**

**College of the Canyons Board of Directors**

**Meeting - Minutes**

August 26, 2025 5:30 PM

Canyons Hall 201

**Members Present:** Gary Horton (Foundation Chair), Shawna Mann (Foundation CEO), Scott Schauer (Foundation Vice Chair), Monica Lee Copeland (Foundation Secretary), David Andrus, JD (Interim President), Jason Hinkle (Foundation Treasurer), Lisa Burke, Dr. Thea Alvarado, Joyce Carson, Steve Corn, Tom Dierckman, Shawn Fonder, Bruce Fortine, Tamara Gurney, William Harwood, AJ Jaquez, Taylor Kellstrom, Jenny Ketchepaw, Ed Masterson, Jill Mellady, Leticia Meza-Guerrero, Randy Moberg, Jeremy Patrich, George Reyes, Doreen Shine, Matt Sreden, Dr. Paul Wickline

**Members Absent:** Dawn Abasta, Mike DeLorenzo, Brian Koegle, Mike Lebecki, Jesse McClure, T. Meyer, Dr. Joyce Shulman

**Foundation Staff Present:** Melayn Poladian (Foundation Relations Coordinator III), Dylan Mahoney (Events and Marketing Coordinator), Desiree Dodd (Director of Development and Engagement)

**District Staff**

**Present:** Fred Arnold (Trustee)

**Affiliated**

**Guests Present:** Malik Jackson

**Other**

**Attendees:**

**1. PRELIMINARY FUNCTIONS**

**1.1 Call to Order/Establishment of a Quorum** **Gary Horton**

Noting that a quorum was present, Gary Horton called the meeting to order at 5:48 PM.

**1.2 Approval of Meeting Agenda** **Gary Horton**

Gary Horton requested a motion to approve the meeting agenda.

<b>Motion to Approve:</b>	<b>Second:</b>	<b>Vote - Passed</b>
Taylor Kellstrom	Joyce Carson	25 Yes
		0 No
		0 Abstention

**1.3 Approval of Meeting Minutes: July 22nd, 2025** **Gary Horton**

Gary Horton requested a motion to approve the meeting minutes from the Foundation Board meeting on July 22<sup>nd</sup>, 2025. Scott Schauer requested the Minutes be approved with two changes: list Jill Mellady as absent and include Mike DeLorenzo in the attendance section.

<b>Motion to Approve:</b>	<b>Second:</b>	<b>Voting – Passed</b>
Lisa Burke	Steve Corn	23 Yes

0 No  
2 Abstention

**1.4 Welcome Slated Board Nominee**

**Monica Lee  
Copeland**

Monica Lee Copeland introduced slated board nominee Malik Jackson, a former NFL player and Superbowl winner. He is now the CEO of The Care League, a business which supports professional athletes in retirement. He has sponsored the Foundation's upcoming Golf Tournament, and looks forward to furthering his involvement with the Foundation.

**2. PUBLIC COMMENT**

**2.1 Comments by Members of the Audience NOT on the Agenda**

**Gary Horton**

There were no comments made by members of the audience not on the agenda.

**3. INFORMATION**

**3.1 Updated Strategic Plan - Updates**

**Monica Lee  
Copeland**

Monica Lee Copeland provided an update on Foundation activity and the Strategic Plan. She announced that an anonymous \$1 million dollar gift has been made to the Foundation.

**4. APPROVAL**

**4.1 Adopted Budget for the 2025-2026 Fiscal Year**

**Jason  
Hinkle/Shawna  
Mann/Monica  
Lee Copeland**

Jason Hinkle and Monica Lee Copeland presented an updated adopted budget for the 2025-2026 fiscal year. Jason Hinkle gave an overview of the budget – emphasizing the Foundation's fiscal stability and the proposed \$78,000 in net revenue. Gary Horton requested a motion to approve the adopted budget for the 2025-2026 fiscal year. The budget then went into discussion.

The Board discussed the budget's influence on the Foundation's goal of increased self-sustainability, newly incurred costs for the 2025-2026 fiscal year, and proposed pathways to meeting goals.

**Motion to Approve:**

Tom Dierckman

**Second:**

Randy Moberg

**Vote – Passed**

16 Yes

6 No

3 Abstention

**4.2 Bylaws Changes based on Strategic Plan**

**Shawna  
Mann/Monica  
Lee Copeland**

Shawna Mann and Monica Lee Copeland presented proposed changes to the Foundation's Bylaws. A request was made to vote on each proposed change separately. Scott Schauer noted that the proposed Bylaws had not been formally approved by the Executive Committee, and Gary Horton subsequently motioned to approve a special vote on the Bylaws at this meeting.

**Motion to Approve:**

Scott Schauer

**Second:**

Tom Dierckman

**Vote – Passed**

25 Yes

0 No

0 Abstention

Gary Horton requested a motion to approve the first proposed change, an addition to Section 7 of the Bylaws establishing a Development and Nominating Committee. A note was made that the change would re-instate this committee, which was removed a year and a half prior after many years of operation.

**Motion to Approve:**

Scott Schauer

**Second:**

Lisa Burke

**Vote – Passed**

24 Yes

1 No

0 Abstention

Gary Horton requested a motion to approve the second proposed change, an addition to Section 4.2 of the Bylaws based on the establishment of the Development and Nominating Committee. This would change the wording in Section 4.2 to address the committee's role in the appointment of new Directors.

**Motion to Approve:**

Scott Schauer

**Second:**

Lisa Burke

**Vote – Passed**

24 Yes

1 No

0 Abstention

Gary Horton requested a motion to approve the final proposed change, an addition to Section 4 of the Bylaws establishing a new minimum threshold for Board giving. Randy Moberg motioned to approve the change, and Tamara Gurney seconded the motion. After discussion, Members of the Board requested that the vote be tabled, and the discussion and vote concluded at the following Board meeting in September. Randy Moberg withdrew his motion, and Tamara Gurney withdrew her second. Gary Horton then requested a motion to table the vote for the Full Board meeting on September 30<sup>th</sup>, 2025.

**Motion to Approve:**

Lisa Burke

**Second:**

Scott Schauer

**Vote – Tabled**

25 Yes

0 No

0 Abstention

**5. ADJOURNMENT****5.1 Adjournment****Gary Horton**

Gary Horton adjourned the meeting at 7:12 PM.

# Investment Overview as of Jun 30, 2025

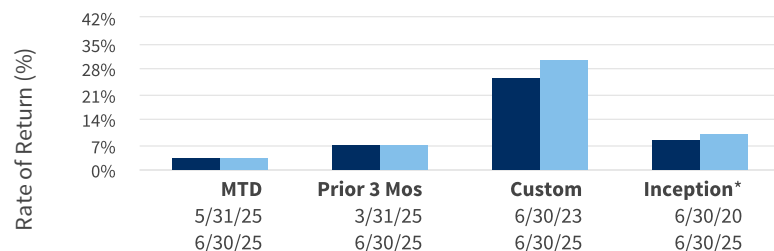


## College of the Canyons

**James Schramm**  
james.schramm@raymondjames.com

## Portfolio Performance

Time-Weighted (Net of Fees)

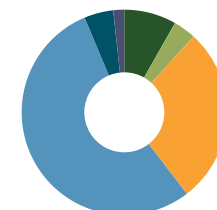


College of the Canyons	3.68%	7.65%	25.68%	8.62%
Custom Blended Benchmark 1^	3.84%	7.51%	30.61%	10.48%
S&P 500 Total Return Indx	5.09%	10.94%	43.44%	16.63%
Bloomberg U.S. Agg Bd	1.54%	1.21%	8.87%	(0.73%)

\*Returns are annualized. ^See Additional Information for benchmark info.

## Asset Allocation

	Market Value (\$)	% of Portfolio
<b>Cash &amp; Cash Alternatives</b>	<b>268,738.60</b>	<b>11.79%</b>
Cash*	187,230.38	8.22%
Cash Alternatives	81,508.22	3.58%
<b>Fixed Income</b>	<b>633,021.60</b>	<b>27.78%</b>
<b>Equity</b>	<b>1,376,750.23</b>	<b>60.42%</b>
U.S. Equity	1,232,782.09	54.10%
Non U.S. Equity	104,541.29	4.59%
Real Estate	39,416.49	1.73%
Equity Other	10.36	0.00%
<b>Alternative Investments</b>	<b>0.00</b>	<b>0.00%</b>
<b>Allocation Strategies</b>	<b>0.00</b>	<b>0.00%</b>
<b>Non-Classified</b>	<b>0.00</b>	<b>0.00%</b>
<b>Total Portfolio</b>	<b>\$2,278,510.44</b>	<b>100%</b>



Packaged products may be represented across multiple asset classes.

\*\$151,817.41 is held in cash and cash sweep products

## Asset Growth

	MTD 5/31/25 6/30/25	Prior 3 Mos 3/31/25 6/30/25	Custom 6/30/23 6/30/25	Inception 6/30/20 6/30/25
<b>Beginning Market Value</b>	<b>\$2,128,601.25</b>	<b>\$2,018,478.66</b>	<b>\$1,234,459.29</b>	<b>\$341,275.20</b>
Contributions/ Withdrawals	\$69,630.00	\$101,802.32	\$623,931.69	\$1,346,314.22
Income	\$1,909.28	\$8,194.91	\$102,642.23	\$238,124.74
Change in Market Value	\$78,369.92	\$150,034.56	\$317,477.24	\$352,796.29
<b>Ending Market Value</b>	<b>\$2,278,510.45</b>	<b>\$2,278,510.45</b>	<b>\$2,278,510.45</b>	<b>\$2,278,510.45</b>

Investment Results	\$80,279.20	\$158,229.47	\$420,119.47	\$590,921.03
--------------------	-------------	--------------	--------------	--------------

## Style Analysis

Equity				Fixed Income				
Capitalization	Style			Quality	Duration			
	Value	Core	Growth		Short	Interm	Long	
	Large	15.73%	24.96%		19.96%	0.00%	0.00%	0.00%
	Mid	8.42%	12.37%		8.92%	32.35%	53.81%	13.84%
	Small	2.78%	3.66%		3.21%	0.00%	0.00%	0.00%
Other Equity: 0.00%				Other Fixed Income: 0.00%				
<div><div></div>&gt; 50%</div>				<div><div></div>50 - 25%</div>				
<div><div></div>25 - 10%</div>				<div><div></div>10 - 0%</div>				

■ > 50% ■ 50 - 25% ■ 25 - 10% □ 10 - 0%

# Performance Analysis as of Jun 30, 2025



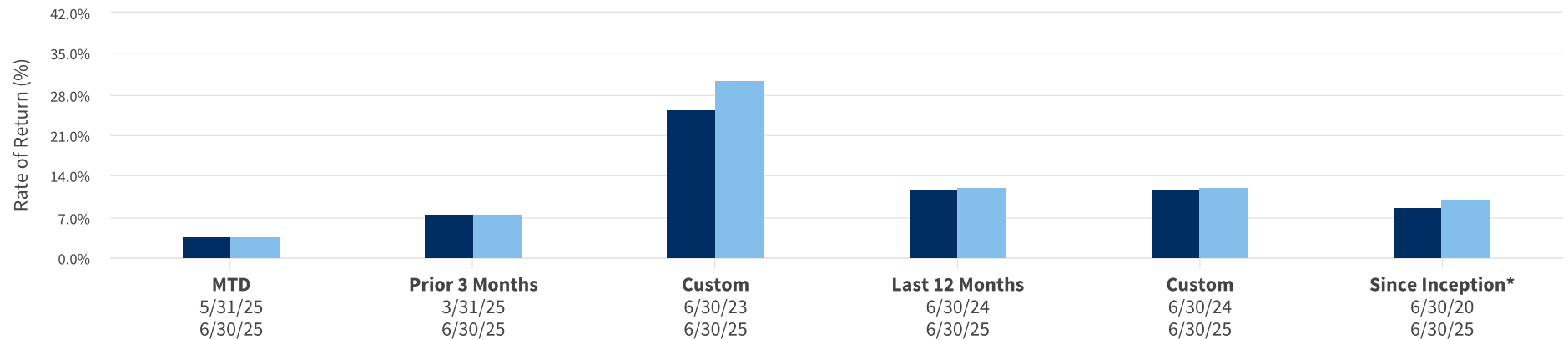
College of the Canyons

**James Schramm**  
james.schramm@raymondjames.com

## Performance Analysis Summary

### Time-Weighted (Net of Fees)

Total Market Value as of 6/30/2025: \$2,278,510.45



	MTD 5/31/25 6/30/25	Prior 3 Months 3/31/25 6/30/25	Custom 6/30/23 6/30/25	Last 12 Months 6/30/24 6/30/25	Custom 6/30/24 6/30/25	Since Inception* 6/30/20 6/30/25
College of the Canyons	3.68%	7.65%	25.68%	11.96%	11.96%	8.62%
Custom Blended Benchmark 1^	3.84%	7.51%	30.61%	12.07%	12.07%	10.48%
Custom Blended Benchmark 2^	3.31%	6.04%	25.35%	10.72%	10.72%	7.87%
MSCI EAFE (Net Div)	2.20%	11.78%	31.31%	17.73%	17.73%	11.15%
S&P 500 Total Return Indx	5.09%	10.94%	43.44%	15.16%	15.16%	16.63%
Bloomberg U.S. Agg Bd	1.54%	1.21%	8.87%	6.08%	6.08%	(0.73%)

Inception Date: 6/30/20

\*Returns are annualized for periods greater than one year.

^Please see the Additional Information section of this report for detailed benchmark information.

# Performance Analysis

as of Jun 30, 2025



College of the Canyons

**James Schramm**  
james.schramm@raymondjames.com

## Performance Analysis Detail

	Account	Market	Performance	MTD	Prior 3 Months	Custom	Last 12 Months	Custom	Since Inception*
		Value(\$)	Inception/ Close	5/31/25 6/30/25	3/31/25 6/30/25	6/30/23 6/30/25	6/30/24 6/30/25	6/30/24 6/30/25	6/30/20 6/30/25
College of the Canyons Foundation 1	xxxxx024	1,288,551.51	7/17/2020	3.76%	7.72%	25.43%	12.07%	12.07%	7.81%
College of the Canyons Foundation 2	xxxxx887	989,958.94	6/30/2020	3.58%	7.57%	26.11%	11.82%	11.82%	8.65%

\*Returns are annualized for periods greater than one year.

# Performance by Account as of Jun 30, 2025



## College of the Canyons

**James Schramm**  
james.schramm@raymondjames.com

## Performance by Account Summary

Time-Weighted (Net of Fees)

	Open Date / (Close Date)	Market Value	MTD 5/31/25 6/30/25	Prior 3 Months 3/31/25 6/30/25	Custom 6/30/23 6/30/25	Last 12 Months 6/30/24 6/30/25	Custom 6/30/24 6/30/25	Since Inception* Inception 6/30/25
College of the Canyons Foundation 1 // xxxxx024	7/17/20	\$1,288,551.51	3.76%	7.72%	25.43%	12.07%	12.07%	7.81%
College of the Canyons Foundation 2 // xxxxx887	6/30/20	\$989,958.94	3.58%	7.57%	26.11%	11.82%	11.82%	8.65%
<b>Total Portfolio</b>	<b>6/30/20</b>	<b>\$2,278,510.45</b>	<b>3.68%</b>	<b>7.65%</b>	<b>25.68%</b>	<b>11.96%</b>	<b>11.96%</b>	<b>8.62%</b>

\*Returns are annualized for periods greater than one year.

# Performance by Account as of Jun 30, 2025



## College of the Canyons

**James Schramm**  
james.schramm@raymondjames.com

## Performance by Account Detail

### Consolidated Review

Inception: 6/30/20

	Beginning Market Value	Contributions/ Withdrawals	Income	Change in Market Value	Ending	Investment Results	Time-Weighted (Net of Fees) Performance
<b>MTD</b> 5/31/25-6/30/25	\$2,128,601.25	\$69,630.00	\$1,909.28	\$78,369.92	\$2,278,510.45	\$80,279.20	3.68%
<b>Prior 3 Months</b> 3/31/25-6/30/25	\$2,018,478.66	\$101,802.32	\$8,194.91	\$150,034.56	\$2,278,510.45	\$158,229.47	7.65%
<b>Custom</b> 6/30/23-6/30/25	\$1,234,459.29	\$623,931.69	\$102,642.23	\$317,477.24	\$2,278,510.45	\$420,119.47	25.68%
<b>Last 12 Months</b> 6/30/24-6/30/25	\$1,916,111.33	\$126,903.15	\$71,019.46	\$164,476.51	\$2,278,510.45	\$235,495.97	11.96%
<b>Custom</b> 6/30/24-6/30/25	\$1,916,111.33	\$126,903.15	\$71,019.46	\$164,476.51	\$2,278,510.45	\$235,495.97	11.96%
<b>Since Inception*</b> 6/30/20-6/30/25	\$341,275.20	\$1,346,314.22	\$238,124.74	\$352,796.29	\$2,278,510.45	\$590,921.03	8.62%

\*Returns are annualized for periods greater than one year.

### College of the Canyons Foundation 1 // xxxxx024

Inception: 7/17/20

	Beginning Market Value	Contributions/ Withdrawals	Income	Change in Market Value	Ending	Investment Results	Time-Weighted (Net of Fees) Performance
<b>MTD</b> 5/31/25-6/30/25	\$1,241,621.65	\$205.00	\$513.24	\$46,211.61	\$1,288,551.51	\$46,724.85	3.76%
<b>Prior 3 Months</b> 3/31/25-6/30/25	\$1,187,014.59	\$9,232.12	\$4,185.33	\$88,119.47	\$1,288,551.51	\$92,304.80	7.72%
<b>Custom</b> 6/30/23-6/30/25	\$587,577.98	\$461,034.56	\$59,811.53	\$180,127.44	\$1,288,551.51	\$239,938.97	25.43%
<b>Last 12 Months</b> 6/30/24-6/30/25	\$1,116,101.33	\$34,751.54	\$42,364.75	\$95,333.88	\$1,288,551.51	\$137,698.63	12.07%
<b>Custom</b> 6/30/24-6/30/25	\$1,116,101.33	\$34,751.54	\$42,364.75	\$95,333.88	\$1,288,551.51	\$137,698.63	12.07%
<b>Since Inception*</b> 7/17/20-6/30/25	\$457,231.92	\$502,413.12	\$131,472.43	\$197,434.04	\$1,288,551.51	\$328,906.47	7.81%

\*Returns are annualized for periods greater than one year.

Consolidated Accounts: xxxxx024, xxxxx887

Created on 7/1/25  
Page 5 of 9



# Performance by Account as of Jun 30, 2025



College of the Canyons

**James Schramm**  
james.schramm@raymondjames.com

## Performance by Account Detail

College of the Canyons Foundation 2 // xxxxx887

Inception: 6/30/20

	Beginning Market Value	Contributions/ Withdrawals	Income	Change in Market Value	Ending	Investment Results	Time-Weighted (Net of Fees) Performance
<b>MTD</b> 5/31/25-6/30/25	\$886,979.60	\$69,425.00	\$1,396.04	\$32,158.31	\$989,958.94	\$33,554.35	3.58%
<b>Prior 3 Months</b> 3/31/25-6/30/25	\$831,464.06	\$92,570.20	\$4,009.58	\$61,915.10	\$989,958.94	\$65,924.68	7.57%
<b>Custom</b> 6/30/23-6/30/25	\$646,881.31	\$162,897.13	\$42,830.70	\$137,349.81	\$989,958.94	\$180,180.51	26.11%
<b>Last 12 Months</b> 6/30/24-6/30/25	\$800,010.00	\$92,151.61	\$28,654.71	\$69,142.63	\$989,958.94	\$97,797.34	11.82%
<b>Custom</b> 6/30/24-6/30/25	\$800,010.00	\$92,151.61	\$28,654.71	\$69,142.63	\$989,958.94	\$97,797.34	11.82%
<b>Since Inception*</b> 6/30/20-6/30/25	\$341,275.20	\$386,669.18	\$106,652.31	\$155,362.26	\$989,958.94	\$262,014.57	8.65%

\*Returns are annualized for periods greater than one year.

# Additional Information Regarding This Report



## College of the Canyons

**James Schramm**

james.schramm@raymondjames.com

This report should not be used as a substitute for your monthly statement, 1099 or to determine taxability. Changes in tax laws may occur at any time and could have a substantial impact upon each person's situation. While we are familiar with the tax provisions of the issues presented herein, we are not qualified to render advice on tax or legal matters. The information in this report has been obtained from sources that we believe to be reliable, but cannot be guaranteed.

©2025 Raymond James Financial Services, Inc., member FINRA/SIPC. Investment products are: not deposits, not FDIC/NCUA insured, not insured by any government agency, not bank guaranteed, subject to risk and may lose value.

Securities offered through Raymond James Financial Services, Inc. Member FINRA/SIPC. Investment Advisory Services offered through Raymond James Financial Services Advisors, Inc. and/or the Independent Registered Investment Advisor, or both. Please refer to your advisory services contract and form ADV for more information. Your financial advisor may operate under a separate business entity. The business entity is independent of Raymond James Financial Services and not a broker/dealer.

The account listing may or may not include all of your accounts with Raymond James Financial Services, Inc. This report is comprised of data from the following accounts: xxxxx024, xxxxx887

Report ID: a\_731336\_1751342400000\_1751398681981000\_00001of00001-CBM

### Performance

The performance data quoted represents past performance and does not guarantee future results. The investment return and principal value of an investment will fluctuate so that an investor's shares, when redeemed, may be worth more or less than their original cost. The current performance may be lower or higher than the performance data quoted. It is not possible to invest directly in an index.

Performance is depicted using the Time-Weighted method for the entire period.

Time-Weighted - The geometric (compounded) return measured on the basis of periodic market valuations of assets. If applicable, the return includes the effects of leverage. Unlike the dollar-weighted method, it minimizes the impact of cash flows on the rate of return; however, in principle it requires valuations to be made on the occasion of each cash flow. Approximation to this measure can be obtained by prorating cash flows to successive valuation points or by computing internal rates of return between valuation points. If there are no interim cash flows, the time-weighted return, compounded annually determines the entire value of an investment.

Returns are calculated net of fees.

Annualized refers to the annualized return from the inception date of the account, or the selected beginning date when using the date-to-date functionality.

The inception date indicates the date of account or household initiation in the Portfolio Performance system. This date may not match the date the account was opened.

Managed Account Performance- In order for managers to track real time cash in managed AMS accounts, certain activity may not reflect the actual transaction dates and market values may differ

from what is reported on client statements. The Time-Weighted Total Equity and Time-Weighted All Cash returns are the same for these accounts.

All performance figures exclude unpriced securities (including securities of indeterminate value), limited partnerships (other than limited partnerships classified as Alternative Investments and appearing in that section of your statement).

Dividends are not guaranteed and will fluctuate.

The CFA Institute has not been involved with the preparation or review of this statement.

Accounts that have been closed may be included in the consolidated performance report. When closed accounts are included in the consolidated report, the performance report will only include information for the time period the account was active during the consolidated performance reporting time period.

Accounts with Real Time Cash may have cash values updated throughout the day, note that this may cause a difference in account values between performance and holdings reports.

### Securities Information

Non-proprietary annuity values will show as contributions on the date they became available to the Portfolio Performance system. They are included through the selected calculation ending date. Prior inclusion of these values in the rate of return calculation is not available.

Raymond James Certificates of Deposit values will show as contributions on the date they became available to the Portfolio Performance system. They are included through the selected calculation ending date. Prior inclusion of these values in the rate of return calculation is not available.

# Additional Information Regarding This Report



## College of the Canyons

**James Schramm**

james.schramm@raymondjames.com

Values include accrued income. Values are based on trade date accounting method.

Morningstar equity information as of (June 30, 2025)

Morningstar mutual fund and annuity information as of (June 10, 2025)

Morningstar 529 information as of (June 18, 2025)

Raymond James and Morningstar data are subject to the availability of the fund filings as well as internal analysis and may not represent real-time allocations.

©2025 Morningstar, Inc. All rights reserved. The information contained herein: (1) is proprietary to Morningstar and/or its content providers; (2) may not be copied or distributed; and (3) is not warranted to be accurate, complete or timely. Neither Morningstar nor its content providers are responsible for any damages or losses arising from any use of this information. Past performance is no guarantee of future results.

This analysis is for informational purposes only and is intended to be used as part of a complete portfolio review with your financial advisor. The data provided in the asset allocation analysis is subject to inherent limitations and is not guaranteed to represent actual asset class exposure(s) within your account(s) at the time of calculation. See [raymondjames.com/asset-allocation/faq](http://raymondjames.com/asset-allocation/faq) to learn more. Raymond James and Morningstar data are subject to the availability of fund filings as well as internal analysis and may not represent real-time allocations.

An investment in a money market fund is not insured or guaranteed by the Federal Deposit Insurance Corporation or any other government agency. Although these funds seek to preserve the value of your investment at \$1.00 per share, it is possible to lose money by investing in them.

Short positions and negative cash values are not included in the allocation.

While sources used for pricing publicly traded securities are considered reliable, the prices displayed on your statement may be based on actual trades, bid/ask information or vendor evaluations. As such, the prices displayed on your statement may or may not reflect actual trade prices you would receive in the current market. Pricing for non-publicly traded securities is obtained from a variety of sources, which may include issuer-provided information. Raymond James does not guarantee the accuracy, reliability, completeness or attainability of this information. Investment decisions should be made only after contacting your Financial Advisor.

Within certain packaged products (for example, open-ended mutual funds, closed-ended mutual funds

and exchange traded funds), any fixed income security held in the product portfolio is affected by several risks, including, without limitation, interest rate, prepayment, and credit related risks. Any rise (fall) in interest rates may reduce (increase) the value of the investment. An overview of these and other risks is available at [raymondjames.com](http://raymondjames.com), [finra.org](http://finra.org), [emma.msrb.org](http://emma.msrb.org), and [investigatingbonds.com](http://investigatingbonds.com).

Packaged products may be represented across multiple asset classes.

# Additional Information Regarding This Report



College of the Canyons

**James Schramm**  
james.schramm@raymondjames.com

---

## Benchmark Information

**Bloomberg U.S. Agg Bd** - The Bloomberg U.S. Aggregate Bond index is a measure of the investment grade, fixed-rate, taxable bond market of roughly 6,000 SEC-registered securities with intermediate maturities averaging approximately 10 years. The index includes bonds from the Treasury, Government-Related, Corporate, MBS, ABS, and CMBS sectors.

**MSCI EAFE (Net Div)** - MSCI EAFE Net Dividend is a free float-adjusted market capitalization index that is designed to measure the equity market performance of developed markets, excluding the United States & Canada. As of June 2007 the MSCI EAFE Index consisted of the following 21 developed market countries: Australia, Austria, Belgium, Denmark, Finland, France, Germany, Greece, Hong Kong, Ireland, Italy, Japan, Netherlands, New Zealand, Norway, Portugal, Singapore, Spain, Sweden, Switzerland, and the United Kingdom. (Total Return Index) - With Net Dividends: Approximates the minimum possible dividend reinvestment. The dividend is reinvested after deduction of withholding tax, applying the rate to non-resident individuals who do not benefit from double taxation treaties. MSCI Barra uses withholding tax rates applicable to Luxembourg holding companies, as Luxembourg applies the highest rates.

**S&P 500 Total Return Indx** - The S&P 500 Index Total Return is a broad-based measurement of changes in stock market conditions based on the average performance of 500 widely held common stocks. It consists of 400 industrial, 40 utility, 20 transportation, and 40 financial companies listed on U.S. market exchanges. This is a capitalization-weighted calculated on a total return basis with dividends reinvested. The S&P represents about 75% of the NYSE market capitalization.

### Custom Blended Benchmark 1

**S&P 500 Total Return Indx 65%, Bloomberg U.S. Agg Bd 35%** - The S&P 500 Index Total Return is a broad-based measurement of changes in stock market conditions based on the average performance of 500 widely held common stocks. It consists of 400 industrial, 40 utility, 20 transportation, and 40 financial companies listed on U.S. market exchanges. This is a capitalization-weighted calculated on a total return basis with dividends reinvested. The S&P represents about 75% of the NYSE market capitalization.

The Bloomberg U.S. Aggregate Bond index is a measure of the investment grade, fixed-rate, taxable bond market of roughly 6,000 SEC-registered securities with intermediate maturities averaging approximately 10 years. The index includes bonds from the Treasury, Government-Related, Corporate, MBS, ABS, and CMBS sectors.

### Custom Blended Benchmark 2

**S&P 500 Total Return Indx 50%, Bloomberg U.S. Agg Bd 50%** - The S&P 500 Index Total Return is a broad-based measurement of changes in stock market conditions based on the average performance of 500 widely held common stocks. It consists of 400 industrial, 40 utility, 20 transportation, and 40 financial companies listed on U.S. market exchanges. This is a capitalization-weighted calculated on a total return basis with dividends reinvested. The S&P represents about 75% of the NYSE market capitalization.

The Bloomberg U.S. Aggregate Bond index is a measure of the investment grade, fixed-rate, taxable bond market of roughly 6,000 SEC-registered securities with intermediate maturities averaging approximately 10 years. The index includes bonds from the Treasury, Government-Related, Corporate, MBS, ABS, and CMBS sectors.

# Investment Overview as of Jun 30, 2025

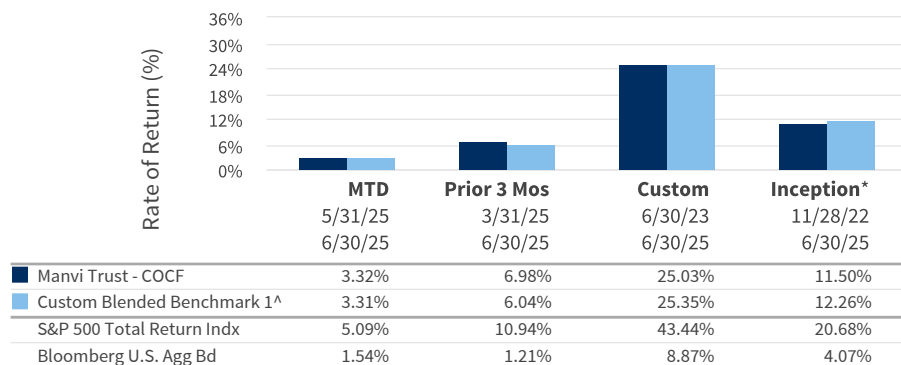


Manvi Trust - COCF // xxxxx757

**James Schramm**  
james.schramm@raymondjames.com

## Portfolio Performance

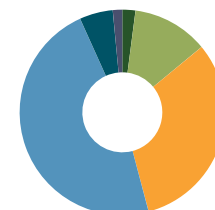
Time-Weighted (Net of Fees)



\*Returns are annualized. ^See Additional Information for benchmark info.

## Asset Allocation

	Market Value (\$)	% of Portfolio
<b>Cash &amp; Cash Alternatives</b>	<b>108,050.46</b>	<b>14.03%</b>
Cash*	15,850.17	2.06%
Cash Alternatives	92,200.29	11.97%
<b>Fixed Income</b>	<b>245,276.45</b>	<b>31.85%</b>
<b>Equity</b>	<b>416,890.08</b>	<b>54.13%</b>
U.S. Equity	364,954.48	47.38%
Non U.S. Equity	40,506.18	5.26%
Real Estate	11,426.16	1.48%
Equity Other	3.26	0.00%
<b>Alternative Investments</b>	<b>0.00</b>	<b>0.00%</b>
<b>Allocation Strategies</b>	<b>0.00</b>	<b>0.00%</b>
<b>Non-Classified</b>	<b>0.00</b>	<b>0.00%</b>
<b>Total Portfolio</b>	<b>\$770,217.02</b>	<b>100%</b>



Packaged products may be represented across multiple asset classes.

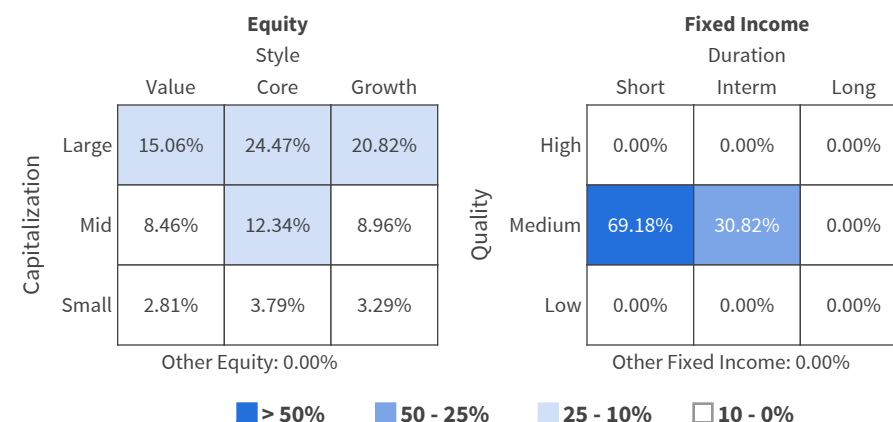
\*\$4,194.26 is held in cash and cash sweep products

## Asset Growth

	MTD 5/31/25 6/30/25	Prior 3 Mos 3/31/25 6/30/25	Custom 6/30/23 6/30/25	Inception 11/28/22 6/30/25
<b>Beginning Market Value</b>	<b>\$745,471.99</b>	<b>\$688,277.67</b>	<b>\$612,473.36</b>	<b>\$582,056.25</b>
Contributions/ Withdrawals	\$0.00	\$31,913.32	\$5,957.34	\$1,514.21
Income	\$1,519.51	\$4,440.60	\$42,678.89	\$50,308.96
Change in Market Value	\$23,225.52	\$45,585.43	\$109,107.43	\$136,337.60
<b>Ending Market Value</b>	<b>\$770,217.02</b>	<b>\$770,217.02</b>	<b>\$770,217.02</b>	<b>\$770,217.02</b>

Investment Results	\$24,745.03	\$50,026.03	\$151,786.32	\$186,646.56
--------------------	-------------	-------------	--------------	--------------

## Style Analysis



# Performance Analysis as of Jun 30, 2025



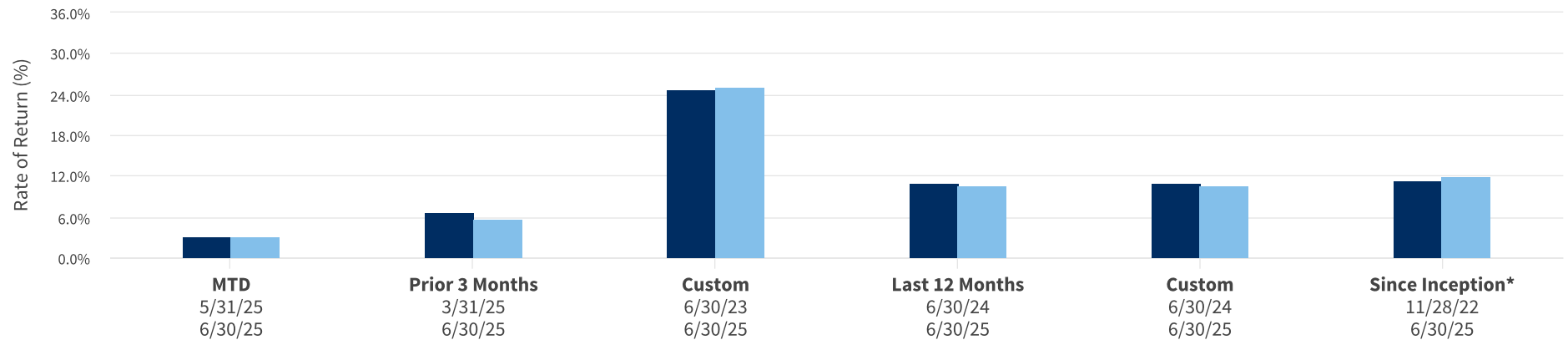
Manvi Trust - COCF // xxxxx757

**James Schramm**  
james.schramm@raymondjames.com

## Performance Analysis Summary

### Time-Weighted (Net of Fees)

Total Market Value as of 6/30/2025: \$770,217.02



	MTD 5/31/25 6/30/25	Prior 3 Months 3/31/25 6/30/25	Custom 6/30/23 6/30/25	Last 12 Months 6/30/24 6/30/25	Custom 6/30/24 6/30/25	Since Inception* 11/28/22 6/30/25
Manvi Trust - COCF	3.32%	6.98%	25.03%	11.20%	11.20%	11.50%
Custom Blended Benchmark 1^	3.31%	6.04%	25.35%	10.72%	10.72%	12.26%
MSCI EAFE (Net Div)	2.20%	11.78%	31.31%	17.73%	17.73%	15.85%
S&P 500 Total Return Indx	5.09%	10.94%	43.44%	15.16%	15.16%	20.68%
Bloomberg U.S. Agg Bd	1.54%	1.21%	8.87%	6.08%	6.08%	4.07%

Inception Date: 11/28/22

\*Returns are annualized for periods greater than one year.

^Please see the Additional Information section of this report for detailed benchmark information.

# Performance by Account as of Jun 30, 2025



**Manvi Trust - COCF // xxxxx757**

**James Schramm**  
james.schramm@raymondjames.com

## Performance by Account Summary

Time-Weighted (Net of Fees)

	<b>Open Date / (Close Date)</b>	<b>Market Value</b>	<b>MTD</b> 5/31/25 6/30/25	<b>Prior 3 Months</b> 3/31/25 6/30/25	<b>Custom</b> 6/30/23 6/30/25	<b>Last 12 Months</b> 6/30/24 6/30/25	<b>Custom</b> 6/30/24 6/30/25	<b>Since Inception*</b> 11/28/22 6/30/25
Manvi Trust - COCF // xxxxx757	11/28/22	\$770,217.02	3.32%	6.98%	25.03%	11.20%	11.20%	11.50%
<b>Total Portfolio</b>	<b>11/28/22</b>	<b>\$770,217.02</b>	<b>3.32%</b>	<b>6.98%</b>	<b>25.03%</b>	<b>11.20%</b>	<b>11.20%</b>	<b>11.50%</b>

*\*Returns are annualized for periods greater than one year.*

# Performance by Account as of Jun 30, 2025



Manvi Trust - COCF // xxxxx757

**James Schramm**  
james.schramm@raymondjames.com

## Performance by Account Detail

Manvi Trust - COCF // xxxxx757

Inception: 11/28/22

	Beginning Market Value	Contributions/ Withdrawals	Income	Change in Market Value	Ending	Investment Results	Time-Weighted (Net of Fees) Performance
<b>MTD</b> 5/31/25-6/30/25	\$745,471.99	\$0.00	\$1,519.51	\$23,225.52	\$770,217.02	\$24,745.03	3.32%
<b>Prior 3 Months</b> 3/31/25-6/30/25	\$688,277.67	\$31,913.32	\$4,440.60	\$45,585.43	\$770,217.02	\$50,026.03	6.98%
<b>Custom</b> 6/30/23-6/30/25	\$612,473.36	\$5,957.34	\$42,678.89	\$109,107.43	\$770,217.02	\$151,786.32	25.03%
<b>Last 12 Months</b> 6/30/24-6/30/25	\$677,618.25	\$15,899.68	\$24,889.97	\$51,809.12	\$770,217.02	\$76,699.09	11.20%
<b>Custom</b> 6/30/24-6/30/25	\$677,618.25	\$15,899.68	\$24,889.97	\$51,809.12	\$770,217.02	\$76,699.09	11.20%
<b>Since Inception*</b> 11/28/22-6/30/25	\$582,056.25	\$1,514.21	\$50,308.96	\$136,337.60	\$770,217.02	\$186,646.56	11.50%

\*Returns are annualized for periods greater than one year.



# Additional Information Regarding This Report



**Manvi Trust - COCF // xxxxx757**

**James Schramm**  
james.schramm@raymondjames.com

This report should not be used as a substitute for your monthly statement, 1099 or to determine taxability. Changes in tax laws may occur at any time and could have a substantial impact upon each person's situation. While we are familiar with the tax provisions of the issues presented herein, we are not qualified to render advice on tax or legal matters. The information in this report has been obtained from sources that we believe to be reliable, but cannot be guaranteed.

©2025 Raymond James Financial Services, Inc., member FINRA/SIPC. Investment products are: not deposits, not FDIC/NCUA insured, not insured by any government agency, not bank guaranteed, subject to risk and may lose value.

Securities offered through Raymond James Financial Services, Inc. Member FINRA/SIPC. Investment Advisory Services offered through Raymond James Financial Services Advisors, Inc. and/or the Independent Registered Investment Advisor, or both. Please refer to your advisory services contract and form ADV for more information. Your financial advisor may operate under a separate business entity. The business entity is independent of Raymond James Financial Services and not a broker/dealer.

The account listing may or may not include all of your accounts with Raymond James Financial Services, Inc. This report is comprised of data from the following accounts: xxxxx757

Report ID: a\_731336\_1751342400000\_1751398841157000\_00001of00001-CBM

## Performance

The performance data quoted represents past performance and does not guarantee future results. The investment return and principal value of an investment will fluctuate so that an investor's shares, when redeemed, may be worth more or less than their original cost. The current performance may be lower or higher than the performance data quoted. It is not possible to invest directly in an index.

Performance is depicted using the Time-Weighted method for the entire period.

Time-Weighted - The geometric (compounded) return measured on the basis of periodic market valuations of assets. If applicable, the return includes the effects of leverage. Unlike the dollar-weighted method, it minimizes the impact of cash flows on the rate of return; however, in principle it requires valuations to be made on the occasion of each cash flow. Approximation to this measure can be obtained by prorating cash flows to successive valuation points or by computing internal rates of return between valuation points. If there are no interim cash flows, the time-weighted return, compounded annually determines the entire value of an investment.

Returns are calculated net of fees.

Annualized refers to the annualized return from the inception date of the account, or the selected beginning date when using the date-to-date functionality.

The inception date indicates the date of account or household initiation in the Portfolio Performance system. This date may not match the date the account was opened.

Managed Account Performance- In order for managers to track real time cash in managed AMS accounts, certain activity may not reflect the actual transaction dates and market values may differ

from what is reported on client statements. The Time-Weighted Total Equity and Time-Weighted All Cash returns are the same for these accounts.

All performance figures exclude unpriced securities (including securities of indeterminate value), limited partnerships (other than limited partnerships classified as Alternative Investments and appearing in that section of your statement).

Dividends are not guaranteed and will fluctuate.

The CFA Institute has not been involved with the preparation or review of this statement.

Accounts that have been closed may be included in the consolidated performance report. When closed accounts are included in the consolidated report, the performance report will only include information for the time period the account was active during the consolidated performance reporting time period.

Accounts with Real Time Cash may have cash values updated throughout the day, note that this may cause a difference in account values between performance and holdings reports.

## Securities Information

Non-proprietary annuity values will show as contributions on the date they became available to the Portfolio Performance system. They are included through the selected calculation ending date. Prior inclusion of these values in the rate of return calculation is not available.

Raymond James Certificates of Deposit values will show as contributions on the date they became available to the Portfolio Performance system. They are included through the selected calculation ending date. Prior inclusion of these values in the rate of return calculation is not available.

# Additional Information Regarding This Report



**Manvi Trust - COCF // xxxxx757**

**James Schramm**  
james.schramm@raymondjames.com

Values include accrued income. Values are based on trade date accounting method.

Morningstar equity information as of (June 30, 2025)

Morningstar mutual fund and annuity information as of (June 10, 2025)

Morningstar 529 information as of (June 18, 2025)

Raymond James and Morningstar data are subject to the availability of the fund filings as well as internal analysis and may not represent real-time allocations.

©2025 Morningstar, Inc. All rights reserved. The information contained herein: (1) is proprietary to Morningstar and/or its content providers; (2) may not be copied or distributed; and (3) is not warranted to be accurate, complete or timely. Neither Morningstar nor its content providers are responsible for any damages or losses arising from any use of this information. Past performance is no guarantee of future results.

This analysis is for informational purposes only and is intended to be used as part of a complete portfolio review with your financial advisor. The data provided in the asset allocation analysis is subject to inherent limitations and is not guaranteed to represent actual asset class exposure(s) within your account(s) at the time of calculation. See [raymondjames.com/asset-allocation/faq](http://raymondjames.com/asset-allocation/faq) to learn more. Raymond James and Morningstar data are subject to the availability of fund filings as well as internal analysis and may not represent real-time allocations.

An investment in a money market fund is not insured or guaranteed by the Federal Deposit Insurance Corporation or any other government agency. Although these funds seek to preserve the value of your investment at \$1.00 per share, it is possible to lose money by investing in them.

Short positions and negative cash values are not included in the allocation.

While sources used for pricing publicly traded securities are considered reliable, the prices displayed on your statement may be based on actual trades, bid/ask information or vendor evaluations. As such, the prices displayed on your statement may or may not reflect actual trade prices you would receive in the current market. Pricing for non-publicly traded securities is obtained from a variety of sources, which may include issuer-provided information. Raymond James does not guarantee the accuracy, reliability, completeness or attainability of this information. Investment decisions should be made only after contacting your Financial Advisor.

Within certain packaged products (for example, open-ended mutual funds, closed-ended mutual funds

and exchange traded funds), any fixed income security held in the product portfolio is affected by several risks, including, without limitation, interest rate, prepayment, and credit related risks. Any rise (fall) in interest rates may reduce (increase) the value of the investment. An overview of these and other risks is available at [raymondjames.com](http://raymondjames.com), [finra.org](http://finra.org), [emma.msrb.org](http://emma.msrb.org), and [investigatingbonds.com](http://investigatingbonds.com).

Packaged products may be represented across multiple asset classes.

# Additional Information Regarding This Report



Manvi Trust - COCF // xxxxx757

**James Schramm**  
james.schramm@raymondjames.com

---

## Benchmark Information

**Bloomberg U.S. Agg Bd** - The Bloomberg U.S. Aggregate Bond index is a measure of the investment grade, fixed-rate, taxable bond market of roughly 6,000 SEC-registered securities with intermediate maturities averaging approximately 10 years. The index includes bonds from the Treasury, Government-Related, Corporate, MBS, ABS, and CMBS sectors.

**MSCI EAFE (Net Div)** - MSCI EAFE Net Dividend is a free float-adjusted market capitalization index that is designed to measure the equity market performance of developed markets, excluding the United States & Canada. As of June 2007 the MSCI EAFE Index consisted of the following 21 developed market countries: Australia, Austria, Belgium, Denmark, Finland, France, Germany, Greece, Hong Kong, Ireland, Italy, Japan, Netherlands, New Zealand, Norway, Portugal, Singapore, Spain, Sweden, Switzerland, and the United Kingdom. (Total Return Index) - With Net Dividends: Approximates the minimum possible dividend reinvestment. The dividend is reinvested after deduction of withholding tax, applying the rate to non-resident individuals who do not benefit from double taxation treaties. MSCI Barra uses withholding tax rates applicable to Luxembourg holding companies, as Luxembourg applies the highest rates.

**S&P 500 Total Return Indx** - The S&P 500 Index Total Return is a broad-based measurement of changes in stock market conditions based on the average performance of 500 widely held common stocks. It consists of 400 industrial, 40 utility, 20 transportation, and 40 financial companies listed on U.S. market exchanges. This is a capitalization-weighted calculated on a total return basis with dividends reinvested. The S&P represents about 75% of the NYSE market capitalization.

### Custom Blended Benchmark 1

**S&P 500 Total Return Indx 50%, Bloomberg U.S. Agg Bd 50%** - The S&P 500 Index Total Return is a broad-based measurement of changes in stock market conditions based on the average performance of 500 widely held common stocks. It consists of 400 industrial, 40 utility, 20 transportation, and 40 financial companies listed on U.S. market exchanges. This is a capitalization-weighted calculated on a total return basis with dividends reinvested. The S&P represents about 75% of the NYSE market capitalization.

The Bloomberg U.S. Aggregate Bond index is a measure of the investment grade, fixed-rate, taxable bond market of roughly 6,000 SEC-registered securities with intermediate maturities averaging approximately 10 years. The index includes bonds from the Treasury, Government-Related, Corporate, MBS, ABS, and CMBS sectors.



**College of the Canyons Foundation  
Financial Statements  
Fiscal Year 2024-2025  
Period Ending: June 30, 2025**

**Table of Contents**

Financial Statements Overview	1
Financial Statements:	
Fund 82 - Program Fund	5
Fund 83 - Capital Campaigns Fund	6
Fund 84 - Expendable Scholarships Fund	7
Fund 85 - Major Gifts Fund	8
Fund 86 - Endowed Scholarships Fund	9
Fund 87 - Endowments Other Fund	10
Fund 88 - California Community Colleges Scholarship Awards Fund	11
Fund 89 - California Community Colleges Scholarship Endowment Fund	11
Disbursement Report - Fund 81	12
Disbursement Report - Fund 82 to Fund 89	14

# College of the Canyons Foundation

## Financial Statements Overview

Period Ending: June 30, 2025

### Overview

Fiscal year 2024-25 ended with net revenue above budget at \$1,376. The Adopted Budget included revenues of \$267,700 and expenses of \$267,500, with net revenue of \$200. Both revenues and expenses were below budget at 87%.

2024-25	Adopted Budget	YTD Actuals	Variance to Adopted Budget	Actuals as a % of Budget
<b>Revenues</b>	\$267,700	\$233,265	(\$34,435)	87%
<b>Expenses</b>	(\$267,500)	(\$231,889)	\$35,611	87%
<b>Net Revenue</b>	\$200	\$1,376	\$1,176	

### Revenues

Revenues are at 87% of budget with the Golf Tournament, Silver Spur, interest, and planned gift value tracking at above budget. However, revenues for President's Circle, life insurance cash value, admin fee transfers, Annual Fund appeal, Development Fundraising, and Alumni Development are below budget.

Below are highlights of year to date revenues:

	Adopted Budget	Current Budget	6/30/25 Actuals	Variance of 6/30/25 Actuals to Current Budget	% to Current Budget
• <b>Interest/Dividends:</b> LACOE interest at 3.46%	\$5,000	\$5,000	\$5,116	\$116	102%
• <b>Change in Life Insurance Cash Value:</b> Annual year end adjustment from insurance statements	\$4,000	\$4,000	\$3,162	(\$838)	79%
• <b>Change in Irrevocable Planned Gift Value:</b> Annual year end adjustment from IRS table	\$700	\$700	\$803	\$103	115%
• <b>Interfund Transfers:</b> Fund 82 interest sweep	\$30,000	\$30,000	\$0	(\$30,000)	0%
• <b>Interfund Transfers-Admin Fees:</b> Admin fee on donations of \$20,000 and over	\$5,000	\$5,000	\$1,000	(\$4,000)	20%
• <b>Annual Fund Appeal:</b> Appeals sent in Fall and Spring to all constituents: alumni, board members, community members and friends	\$15,000	\$15,000	\$8,539	(\$6,461)	57%
• <b>Development Fundraising:</b> Community donations/payroll deductions	\$4,000	\$4,000	\$3,596	(\$404)	90%
• <b>Alumni Development:</b> Alumni outreach/events: 3x3 Basketball event held April 2025	\$4,000	\$4,000	\$2,940	(\$1,060)	74%
<b>Subtotal</b>	<b>67,700</b>	<b>67,700</b>	<b>25,156</b>	<b>(42,544)</b>	<b>37%</b>
<b>Special Events</b>					
• <b>Golf Tournament:</b> Event held November 2024	\$70,000	\$70,000	\$79,735	\$9,735	114%
• <b>President's Circle:</b> New memberships/renewals	\$50,000	\$50,000	\$12,874	(\$37,126)	26%
• <b>Silver Spur:</b> Event held May 2025	\$80,000	\$80,000	\$115,500	\$35,500	144%
<b>Special Events Subtotal</b>	<b>\$200,000</b>	<b>\$200,000</b>	<b>\$208,109</b>	<b>\$8,109</b>	<b>104%</b>
<b>REVENUES TOTAL</b>	<b>\$267,700</b>	<b>\$267,700</b>	<b>\$233,265</b>	<b>(\$34,435)</b>	<b>87%</b>

# College of the Canyons Foundation

## Financial Statements Overview

Period Ending: June 30, 2025

### Expenses

Expenses are at 87% of budget with a number of variances both above and below budget.

Below are highlights of year to date expenses:

	Adopted Budget	Current Budget	6/30/25 Actuals	Variance of 6/30/25 Actuals to Current Budget	% to Current Budget
• <b>Salaries &amp; Benefits</b>					
o <b>Classified Employee (Inc. Benefits):</b> December - June payroll for Events & Marketing Coordinator	\$88,000	\$88,000	\$43,765	(\$44,235)	50%
o <b>Short Term Employee (Inc. Benefits):</b> Payroll for hourly employee	\$0	\$0	\$18,138	\$18,138	n/a
o <b>Contract Services:</b> Temp staff through Street Consulting	\$0	\$0	\$11,771	\$11,771	n/a
<b>Salaries &amp; Benefits Subtotal:</b>	<b>\$88,000</b>	<b>\$88,000</b>	<b>\$73,674</b>	<b>(\$14,326)</b>	<b>84%</b>
• <b>Development Fundraising</b>					
o <b>Contract Services:</b> Raisers Edge NXT subscription	\$11,200	\$11,200	\$9,499	(\$1,701)	85%
o <b>Mileage:</b> No expenses to date	\$500	\$500	\$0	(\$500)	0%
o <b>Conferences:</b> No expenses to date	\$2,000	\$2,000	\$0	(\$2,000)	0%
o <b>Event/Meeting Attendance:</b> Networking events: SCV Economic Outlook and SCV Chamber of Commerce	\$2,000	\$2,000	\$820	(\$1,180)	41%
o <b>Memberships:</b> SCV Chamber of Commerce and CASE	\$800	\$800	\$560	(\$240)	70%
o <b>Advertising/Marketing:</b> Constant Contact subscription	\$5,200	\$5,200	\$5,533	\$333	106%
o <b>Board Designated:</b> No expenses to date	\$5,000	\$5,000	\$0	(\$5,000)	0%
o <b>Other Expenses:</b> Meetings and donor recognitions	\$9,500	\$9,500	\$6,717	(\$2,783)	71%
o <b>Alumni Development:</b> Insurance for Alumni Banner event, Board Holiday party and 3x3 Basketball event	\$4,000	\$4,000	\$752	(\$3,248)	19%
o <b>Planned Giving:</b> No expenses to date	\$4,000	\$4,000	\$0	(\$4,000)	0%
<b>Development Fundraising Subtotal:</b>	<b>\$44,200</b>	<b>\$44,200</b>	<b>\$23,881</b>	<b>(\$20,319)</b>	<b>54%</b>
• <b>General Operations</b>					
o <b>Office Supplies:</b> General office supplies	\$1,500	\$1,500	\$1,827	\$327	122%
o <b>Contract Services:</b> Financial advisor and Raisers Edge consultant fees	\$15,000	\$15,000	\$13,920	(\$1,080)	93%
o <b>Mileage:</b> Reimbursement rate at \$0.70 per mile	\$200	\$200	\$337	\$137	169%
o <b>Postage:</b> Postage for mailings	\$600	\$600	\$350	(\$250)	58%
o <b>Other Expenses:</b> Bank fees, payroll fees, board installation and board development/member meetings	\$5,500	\$5,500	\$5,002	(\$498)	91%
o <b>Credit Card Fees:</b> Merchant fees	\$8,000	\$8,000	\$10,122	\$2,122	127%
<b>General Operations Subtotal:</b>	<b>\$30,800</b>	<b>\$30,800</b>	<b>\$31,558</b>	<b>\$758</b>	<b>102%</b>
• <b>Special Events</b>					
o <b>Golf Tournament:</b> Event held October 2024	\$40,000	\$40,000	\$35,116	(\$4,884)	88%
o <b>President's Circle:</b> Advertising banner and member benefit	\$18,000	\$18,000	\$180	(\$17,820)	1%
o <b>Silver Spur:</b> Event held May 2025	\$45,000	\$45,000	\$64,480	\$19,480	143%
o <b>Scholarly Presentation:</b> Event held November 2024	\$1,500	\$1,500	\$3,000	\$1,500	200%
<b>Special Events Subtotal:</b>	<b>\$104,500</b>	<b>\$104,500</b>	<b>\$102,776</b>	<b>(\$1,724)</b>	<b>98%</b>
<b>EXPENSES TOTAL</b>	<b>\$267,500</b>	<b>\$267,500</b>	<b>\$231,889</b>	<b>(\$35,611)</b>	<b>87%</b>
<b>NET REVENUE</b>	<b>\$200</b>	<b>\$200</b>	<b>\$1,376</b>	<b>\$1,176</b>	

# College of the Canyons Foundation

## Financial Statements Overview

Period Ending: June 30, 2025

### Special Events/Fundraising

Golf Tournament – Event held October 28, 2024						
	Adopted Budget	Current Budget	Actuals	Variance of Actuals to Current Budget	% of Budget	Achieved net income of \$14,619 above budget
Donor Contributions	\$70,000	\$70,000	\$79,735	\$9,735	114%	
Expenses	(\$40,000)	(\$40,000)	(\$35,116)	\$4,884	88%	
Net Income	\$30,000	\$30,000	\$44,619	\$14,619	149%	

President's Circle – Ongoing new memberships/renewals						
	Adopted Budget	Current Budget	Actuals	Variance of Actuals to Current Budget	% of Budget	No event held; Net income of (\$19,306) below budget
Donor Contributions	\$50,000	\$50,000	\$12,874	(\$37,126)	26%	
Expenses	(\$18,000)	(\$18,000)	(\$180)	\$17,820	1%	
Net Income	\$32,000	\$32,000	\$12,694	(\$19,306)	40%	

Silver Spur – Event held May 17, 2025						
	Adopted Budget	Current Budget	Actuals	Variance of Actuals to Current Budget	% of Budget	Achieved net income of \$16,020 above budget
Donor Contributions	\$80,000	\$80,000	\$115,500	\$35,500	144%	
Expenses	(\$45,000)	(\$45,000)	(\$64,480)	(\$19,480)	143%	
Net Income	\$35,000	\$35,000	\$51,020	\$16,020	146%	

Scholarly Presentation – Event held November 21, 2024						
	Adopted Budget	Current Budget	Actuals	Variance of Actuals to Current Budget	% of Budget	Expenses for two presenter fees (used savings from prior fiscal year due to no presenter fees expensed)
Expenses	(\$1,500)	(\$1,500)	(\$3,000)	(\$1,500)	200%	

### Fund/Cash Balance Reconciliation

• Budgeted Beginning Fund Balance at 7/1/24:	\$314,102	
• Fair Market Value Adjustment:	\$3,562	
• Net Revenue Above Budget at 6/30/25:	\$1,376	
	<b>Fund Balance at 6/30/25</b>	<b>\$319,040 119%</b>
• Fund Balance at 6/30/25:	\$319,040	
• Donated Life Insurance Cash Value: From annual statements (Booked at 6/30/11 per VTD, adjusted annually per insurance statements)	(\$102,343)	
• Irrevocable Planned Gift: Valued using IRS NPV rate calculation (Booked 6/30/21 per Eide Bailey, will be adjusted annually)	(\$34,093)	
• Accounts Receivable: LACOE 4th Qtr interest and 2024-25 donations received after 6/30	(\$4,488)	
• Prepaid Expenses: 2025-26 Blackbaud software subscription & venue deposit for Golf Tournament	(\$19,475)	
• Accounts Payable: Invoices received after 6/30 for 2024-25 activity	\$11,632	
	<b>Discretionary Cash Balance at 6/30/25</b>	<b>\$170,273 64%</b>

# College of the Canyons Foundation

## Financial Statements Overview

Period Ending: June 30, 2025

### Fund Balances

Fund	Fund Description	Beginning Fund Balance at 7/1/24	Ending Fund Balance at 6/30/25	YTD Variance
Fund 81	Operating Fund	\$314,102	\$319,040	\$4,938
Fund 82	Program Fund	\$1,958,121	\$2,208,432	\$250,311
Fund 83	Capital Campaigns	\$9	\$9	\$0
Fund 84	Expendable Scholarships	\$662,273	\$1,019,482	\$357,209
Fund 85	Major Gifts	\$4,674	\$4,920	\$246
Fund 86	Endowed Scholarships	\$1,270,067	\$1,426,270	\$156,203
Fund 87	Endowments	\$1,047,070	\$1,078,723	\$31,653
Fund 88	OSHER - CCC Scholarships	\$247,838	\$314,660	\$66,822
Fund 89	OSHER - CCC Endowments	\$1,041,613	\$1,041,613	\$0
<b>Total for Funds 81 - 89</b>		<b>\$6,545,767</b>	<b>\$7,413,149</b>	<b>\$867,382</b>

### Raymond James Investments

June 30, 2025			
	Endowed Scholarships (Fund 86) <i>Inception Date: 6/17/15</i>	Other Endowments (Fund 87) <i>Inception Date: 12/18/14</i>	Sati & Ram Manvi Trust (Fund 86) <i>Inception Date: 11/30/22</i>
<b>Original Contributions</b>	\$280,000	\$380,000	\$582,056
<b>Total Contributions Life to Date</b>	\$768,817	\$989,288	\$613,201
<b>Investment Value at 6/30/24</b>	\$797,494	\$1,111,142	\$675,364
<b>Additional Contributions in 2024-25</b>	\$85,600	\$27,526	\$31,145
<b>Investment Value at 6/30/25</b>	\$986,484	\$1,282,162	\$767,373
<b><u>Unrealized Gain</u></b>			
<b>Life to Date</b>			
Net Gain/(Loss)	\$217,667	\$292,874	\$154,172
Percent Increase/(Decrease)	28.31%	29.60%	25.14%
<b>Fiscal Year to Date 7/1/24 - 6/30/25</b>			
Unrealized Gain/(Loss)	\$103,390	\$143,494	\$60,864
Percent Increase/(Decrease)	4.09%	7.69%	9.11%
<b><u>Realized Dividends</u></b>			
<b>Life to Date Dividends at 6/30/24</b>	\$148,004	\$174,010	\$23,498
<b>Fiscal Year to Date 7/1/24 - 6/30/25</b>			
Dividends Received	\$34,777	\$42,483	\$27,167
<b>Realized Dividends Total at 6/30/25</b>	\$182,781	\$216,493	\$50,665



**College of the Canyons Foundation**  
**Financial Statements**  
Period Ending: June 30, 2025

**Fund 82 - Program Fund:**

Instructional Programs, various Campus Departments and Clubs, and Athletic Support

	24/25 Fundraising Goals	YTD Actual as of 6/30/25	Amount of Fund Raising Goal over(under)	% of Fundraising Goal Achieved
<b><u>Revenues</u></b>				
<b>Interest Income and Other</b>				
LACOE Interest- Programmatic Funds (82)	-	66,313.77	66,313.77	
LACOE Interest - Endowments Other** (87)	-	93.13	93.13	
Dividends/Realized Gains - Endowments Other** (87)	-	42,482.90	42,482.90	
Unrealized Gains/Losses (87)	-	143,494.35	143,494.35	
Pledge Discounts	-	2,496.85	2,496.85	
Transfer to POA from PAC Endowment Interest	-	3,000.00	3,000.00	
Transfer to Athletic Hall of Fame from Men's Basketball	-	150.00	150.00	
Transfer to Cougar Club from Athletic Hall of Fame Proj	-	2,726.79	2,726.79	
Transfer to English Dept from SCV Book Festival	-	5,348.86	5,348.86	
Transfer to Golf Department from Fund 81 Golf Tournament	-	2,000.00	2,000.00	
<b>Subtotal: Interest Income and Other</b>	<b>-</b>	<b>268,106.65</b>	<b>268,106.65</b>	
<b>Foundation Fundraising Programs</b>				
Advanced Technology Center	1,000,000.00	-	(1,000,000.00)	
BANC - Basic Needs Center	72,500.00	3,347.00	(69,153.00)	4.62%
Foundation Mini Grant Program	-	22,000.00	22,000.00	
Cougar Club	-	2,070.00	2,070.00	
Cougars Care Emergency Grant	10,000.00	2,075.00	(7,925.00)	
Dr. Van Hook Innovation Award	-	-	-	
Patrons of the Arts	25,000.00	16,165.10	(8,834.90)	64.66%
Roger Van Hook Raising the Bar	25,000.00	1,350.00	(23,650.00)	5.40%
<b>Subtotal: Foundation Fundraising Programs</b>	<b>1,132,500.00</b>	<b>47,007.10</b>	<b>(1,085,492.90)</b>	<b>4.15%</b>
<b>General Programs</b>				
All Other Instructional Programs	55,000.00	59,162.24	4,162.24	107.57%
All Other Campus Depts/Clubs	100,000.00	88,977.12	(11,022.88)	88.98%
Athletics - all teams	10,000.00	38,050.62	28,050.62	380.51%
<b>Subtotal: General Programs</b>	<b>165,000.00</b>	<b>186,189.98</b>	<b>21,189.98</b>	<b>112.84%</b>
<b>Subtotal: Foundation Fundraising Programs and General Programs</b>	<b>1,297,500.00</b>	<b>233,197.08</b>	<b>(1,064,302.92)</b>	<b>17.97%</b>
<b>Total Revenues</b>	<b>1,297,500.00</b>	<b>501,303.73</b>	<b>(796,196.27)</b>	<b>38.64%</b>

**Expenses**

Instructional Programs - Expenses	59,671.94
Campus Depts/Clubs - Expenses	151,173.55
Athletics - Expenses	48,113.64
Interest - PAC Endowment	-
Transfer from PAC Endowment Interest to POA	3,000.00
Transfer from COC Endowment Interest to COC Endowment-Fund 87	9,450.96
Transfer from Academic Senate to Emeriti Scholarship-Fund 84	1,058.07
Transfer from Foundation Mini Grant to Admin Fee-Fund 81	1,000.00
Transfer from Funds for the Future to Silver Spur-Fund 81	900.00
Transfer from Athletic Hall of Fame Proj. to Cougar Club	2,726.79
Transfer from SCV Book Festival to English Department	5,348.86
Transfer from Men's Basketball to Athletic Hall of Fame	150.00
<b>Total Expenses</b>	<b>282,593.81</b>
<b>Net Income</b>	<b>218,709.92</b>

**Fund Balance Summary**

Beginning Fund Balance	1,958,120.58
Net Income/(Loss)	218,709.92
Fair Market Value Adj on Cash in County	31,602.00
Ending Fund Balance	<b>2,208,432.50 *</b>

**\*Fund Balance**

Foundation Fundraising Programs	609,923.76
General Programs	1,598,508.74
	<b>2,208,432.50</b>

**\*Fund Balance by Balance Sheet Accounts**

Cash from Donations	1,620,845.37
Cash from Interest Earned at LACOE	176,144.85
Fair Market Value Adj on Cash in County	(44,328.00)
Unrealized Gain/(Loss) - Fund 87 Endowment Invested at Raymond James	292,874.56
Board Designated - Roger Van Hook Raising the Bar	23,649.00
Interest Receivable	16,168.74
Pledges Receivable	91,693.18
Accounts Receivable	50,617.29
Account Payable	(19,232.49)
	<b>2,208,432.50</b>

\*\* Due to FAS117-1, all Fund 87 (Endowed Other) accumulated interest and current year interest earnings are recorded in Fund 82, a temporarily restricted fund.

# College of the Canyons Foundation

## Financial Statements

Period Ending: June 30, 2025

### Fund 83 - Capital Campaigns Fund:

Funds donated to assist with the construction of capital projects

	24/25 Fundraising Goals	YTD Actual as of 6/30/25	Remaining Fund Raising Goal vs YTD
<b><u>Revenues</u></b>			
LACOE Interest	-	0.33	
<b>Total Revenues</b>	<b>-</b>	<b>0.33</b>	-
<b><u>Expenses</u></b>			
Capital Campaign	-	-	
<b>Total Expenses</b>	<b>-</b>	<b>-</b>	
<b>Net Income</b>	<b>-</b>	<b>0.33</b>	

### **Fund Balance Summary**

Beginning Fund Balance	8.78
Net Income	0.33
Ending Fund Balance	<b>9.11</b> *

### **\*Fund Balance Summary by Balance Sheet Accounts**

Cash	9.03
Interest Receivables	0.08
<b>Ending Fund Balance</b>	<b>9.11</b>

### **\*Fund Balance Summary by Campaign**

<b>Culinary Contributions from inception to date</b>	897,883.99	**
Interest Earned	6,056.54	
Pledge Discounts/Bank Fees/Pledge Allowance	(4,541.50)	
Admin Fees	(32,750.00)	
Funds Transferred to District for Construction	(866,639.92)	
<b>Ending Fund Balance</b>	<b>9.11</b>	

\*\* Note that Fund 81 also provided \$50,000 to the District through Board Designated

# College of the Canyons Foundation

## Financial Statements

Period Ending: June 30, 2025

### Fund 84 - Expendable Scholarships Fund:

Scholarships are awarded from the principal balance of the fund. Donors may establish these funds with a minimum gift of \$500 or may pledge to designate a scholarship with a gift of \$100 and make pledge payments to build it to \$500 within 12 months. Donors may elect to maintain these funds over time by making continuing gifts. Note that this fund also includes Osher Expendable Scholarships from the initial Osher gift to FCCC.

	24/25 Fundraising Goals	YTD Actual as of 6/30/25	Remaining Fund Raising Goal vs YTD
<b><u>Revenues</u></b>			
<b>Interest Income and Other</b>			
LACOE Interest - Expendable Scholarships	-	19,681.83	
LACOE Interest - Endowed Scholarships ****(86)	-	283.00	
Dividends/Realized Gains - Endowed Scholarships ****(86)	-	34,776.76	
Unrealized Gains/Losses ****(86)	-	103,389.22	
Dividends/Realized Gains - Manvi Trust ****(86)	-	27,167.15	
Unrealized Gains/Losses - Manvi Trust ****(86)	-	60,864.37	
Transfer from Academic Senate to Emeriti Scholarship	-	1,058.07	
<b>Subtotal: Interest Income and Other</b>	<b>-</b>	<b>247,220.40</b>	
<b>Donor Contributions to Scholarships</b>			
External 3rd Party Scholarships**	65,000.00	211,297.70	-
Osher Expendable Scholarships	-	21,750.00	
All Other New & Existing Expendable Scholarships	150,000.00	273,762.01	-
<b>Subtotal: Donor Contributions to Scholarships</b>	<b>215,000.00</b>	<b>506,809.71</b>	<b>-</b>
<b>Total Revenues</b>	<b>215,000.00</b>	<b>754,030.11</b>	
<b><u>Expenses</u></b>			
External 3rd Party Scholarships**		211,297.70	
Osher Expendable Scholarship Expenses		24,650.00	
All Other Expendable Scholarship Expenses***		116,426.89	
Endowed Scholarship Expenses		47,000.00	
<b>Total Expenses</b>		<b>399,374.59</b>	
<b>Net Income</b>		<b>354,655.52</b>	

### **Fund Balance Summary**

Beginning Fund Balance	662,273.33
Net Income	354,655.52
Fair Market Value Adj on Cash in County	2,553.00
Ending Fund Balance	<b>1,019,481.85 *</b>

### **\*Fund Balance Summary by Balance Sheet Accounts**

Cash from Donations	684,018.08
Cash from Interest Earned at LACOE	105,890.92
Fair Market Value Adj on Cash in County	(19,608.00)
Unrealized Gain/(Loss) Fund 86 Endowed Investments - Raymond James	371,838.28
Interest Receivable	5,819.38
Accounts Receivable	38,292.29
Accounts Payable	(162,769.10)
Scholarships Due to Students	(4,000.00)
<b>Ending Fund Balance</b>	<b>1,019,481.85</b>

Included in fund balance:	
Fd 84 LTD LACOE interest for exp sch. funds	105,890.92
Fd 86 - LTD div/unrealized gains for Endowed sch.	285,181.43
Fd 86 Manvi Trust - LTD div/unrealized gains	171,014.98

\*\*External 3rd Party Scholarships does not include any Foundation fundraising efforts. Third party donors to aid students.

\*\*\*Includes scholarship awards and external 3rd party scholarships which is a check received by the Foundation from the Financial Aid office ear-marked for a specific student.

\*\*\*\*Due to FAS117-1, all Fund 86 (Endowed Scholarships) accumulated interest, current year interest earnings and current year scholarships awarded are recorded in Fund 84, a temporarily restricted fund.

# College of the Canyons Foundation

## Financial Statements

Period Ending: June 30, 2025

### Fund 85 - Major Gifts Fund:

Large gifts that can either be restricted or designated to wherever the need is greatest.

	24/25 Fundraising Goals	YTD Actual as of 6/30/25	Remaining Fund Raising Goal vs YTD
<b><u>Revenues</u></b>			
LACOE Interest	-	185.81	
<b>Total Revenues</b>	<b>-</b>	<b>185.81</b>	<b>-</b>
<b><u>Expenses</u></b>			
Major Gifts		-	
Alumni Software		-	
<b>Total Expenses</b>		<b>-</b>	
<b>Net Income</b>		<b>185.81</b>	

### **Fund Balance Summary**

Beginning Fund Balance	4,673.85
Net Income	185.81
Fair Market Value Adj on Cash in County	60.00
<b>Ending Fund Balance</b>	<b>4,919.66 *</b>

### **\*Fund Balance Summary by Balance Sheet Accounts**

Cash	4,998.34
Fair Market Value Adj on Cash in County	(124.00)
Interest Receivables	45.32
<b>Ending Fund Balance</b>	<b>4,919.66</b>

# College of the Canyons Foundation

## Financial Statements

Period Ending: June 30, 2025

### Fund 86 - Endowed Scholarships Fund:

Endowed scholarship funds are permanently restricted donations, the principal of which cannot be expended. Scholarships are awarded from the annual interest earned on the principal of donations. Interest earnings and scholarship payments are recorded in Fund 84 per FAS117-1. Endowed scholarships are established with a minimum of \$10,000 per policy.

(Note: Bernard Osher Endowed Scholarships are recorded in Fund 89)

	24/25 Fundraising Goals	YTD Actual as of 6/30/25	Remaining Fund Raising Goal vs YTD
<b><u>Revenues</u></b>			
Pledge Discounts	-	252.03	
<b>Donor Contributions to Scholarships</b>			
New & Existing Endowed Scholarships	50,000.00	156,145.00	-
<b>Total Revenues</b>	<b>50,000.00</b>	<b>156,397.03</b>	<b>-</b>
<b><u>Expenses</u></b>			
Endowed Scholarship Expenses		-	
<b>Total Expenses</b>		<b>-</b>	
<b>Net Income</b>		<b>156,397.03</b>	

### **Fund Balance Summary**

Beginning Fund Balance	1,270,066.91
Net Income	156,397.03
Fair Market Value Adj on Cash in County	(194.00)
Ending Fund Balance	<b>1,426,269.94 *</b>

### **\*Fund Balance Summary by Balance Sheet Accounts**

LACOE - Cash held in county treasury	42,300.00
Fair Market Value Adj on Cash in County	(1,050.00)
Raymond James - Brokerage account	1,382,018.59
Pledges Receivable	2,901.35
Accounts Receivable	100.00
	<b>1,426,269.94</b>

# College of the Canyons Foundation

## Financial Statements

Period Ending: June 30, 2025

### Fund 87 - Endowments - Other:

Endowed other funds are permanently restricted for earmarked programs, currently Library, PAC, Track, Agajanian, TLC LAB, POA, and COC Foundation.

	24/25 Fundraising Goals	YTD Actual as of 6/30/25	Remaining Fund Raising Goal vs YTD
<b><u>Revenues</u></b>			
Pledge Discounts	-	2,331.02	
<b>Donor Contributions to Endowments</b>			
Advanced Technology Center Endowment	-	-	
Performing Arts Center Endowment	-	-	
COC Foundation Endowment	100,000.00	585.00	
John Turturro Architecture & Interior Design	-	17,550.00	
Transfer in from COC Foundation Endowment Interest	-	9,450.96	
<b>Total Revenues</b>	<b>100,000.00</b>	<b>29,916.98</b>	<b>-</b>
<b><u>Expenses</u></b>			
COC Foundation Endowment		-	
<b>Total Expenses</b>		<b>-</b>	
<b>Net Income</b>		<b>29,916.98</b>	

### **Fund Balance Summary**

Beginning Fund Balance	1,047,069.76
Net Income	29,916.98
Fair Market Value Adj on Cash in County	1,736.00
Ending Fund Balance	<b>1,078,722.74 *</b>

### **\*Fund Balance Summary by Balance Sheet Accounts**

LACOE - Cash held in county treasury	60.00
Fair Market Value Adj on Cash in County	(1.00)
Raymond James - Brokerage account	989,287.68
Pledges Receivable	89,376.06
	<b>1,078,722.74</b>

Library	240,052.76
PAC	302,912.68
Track	16,864.49
Agajanian	14,246.75
TLC	3,181.73
Learning Resource	4,147.70
POA	130,000.00
COC Foundation	209,975.96
Adv Tech Center	92,045.04
M.Jenkins Leadership	45,355.61
J. Turturro Arch & Int Des	17,550.00
	<b>1,076,332.72</b>

\* Expenses related to the restricted purpose of the donation can be utilized from the annual interest earned on the fund (recorded in Fund 82).

# College of the Canyons Foundation

## Financial Statements

Period Ending: June 30, 2025

### Fund 88 - California Community Colleges Scholarship Awards:

The California Community Colleges (CCC) Scholarship Endowment program being administered by the Foundation for California Community Colleges (FCCC) guarantees a minimum scholarship payment of 5% on both the COC Foundation donations (recorded in Fund 89) and the CCC match dollars.

	24/25 Fundraising Goals	YTD Actual as of 6/30/25	Remaining Fund Raising Goal vs YTD
<b><u>Revenues</u></b>			
LACOE Interest	-	(0.01)	
Recognize Receipt of Osher Scholarship Contribution	91,350.00	91,350.00	-
Osher Scholarship Contribution Adj Per FCCC Annual Statement	-	(60,900.00)	
Osher Scholarship Earnings Per FCCC Annual Statement	-	148,788.36	
<b>Total Revenues</b>	<b>91,350.00</b>	<b>179,238.35</b>	<b>-</b>
<b><u>Expenses</u></b>			
Osher Student Scholarships		113,100.00	
<b>Total Expenses</b>		<b>113,100.00</b>	
<b>Net Income</b>		<b>66,138.35</b>	

### **Fund Balance Summary**

Beginning Fund Balance	3,281.66
Beginning Balance Assets Held by Others - FCCC Endowed Scholarship	244,556.84 **
Net Income/(Loss)	66,138.35
Fair Market Value Adj on Cash in County	683.00
Ending Fund Balance	<b>314,659.85 *</b>

### **\*Fund Balance Summary by Balance Sheet Accounts**

Cash	(10,803.35)
Fair Market Value Adj on Cash in County	268.00
Assets Held by Others - FCCC Endowed Scholarship	325,195.20 **
Interest Receivables	-
<b>Ending Fund Balance</b>	<b>314,659.85</b>

\*\* New accounting treatment to reflect fair market value of ending balance of Osher funds held by the FCCC.

### Fund 89 - California Community Colleges Scholarship Endowment:

The donors contribution remains on the COC Foundation accounting records, but is invested by the FCCC. Scholarship payments are recorded in Fund 88.

### **Fund Balance Summary**

Beginning Fund Balance	1,041,613.36
Revenue - FCCC Scholarship Contribution	-
Ending Fund Balance	<b>1,041,613.36</b>

**College of the Canyons Foundation****Fund 81 - Operating Fund****Disbursement Report**

Period Covered: June 2025

<b>Payee</b>	<b>Date</b>	<b>Description</b>	<b>Account</b>	<b>Amount</b>
Payroll	06/10/2025	Events & Marketing Coordinator Salary & Benefits	Various	3,656.94
Payroll	06/25/2025	Events & Marketing Coordinator Salary & Benefits	Various	3,663.70
Payroll	06/30/2025	Events & Marketing Coordinator Salary & Benefits	Various	3,656.94
Quartermaster	06/30/2025	Payroll Fees	81-65890-00-930006-1000	76.16
US Bank	06/30/2025	Credit Card Merchant Fees	81-65895-00-930006-1000	584.85
ML Copeland	06/30/2025	Mileage Reimbursement	81-65210-00-930006-1000	336.78
ML Copeland	06/30/2025	Meeting Reimbursement	81-65210-00-930006-1000	8.65
Abate	06/30/2025	District Reimbursement for CalPERS	81-53220-00-930000-1000	(1,034.92)
A-1 Paryt/Kim Kuroswky	06/12/2025	Cancelled Check	81-65890-00-930006-1000	(241.45)
Total disbursements from Journal Entries and Cash Sessions				10,707.65
Total disbursements from Paid Vouchers Register (activities listed on the attached report)				7,686.38
<b>TOTAL DISBURSEMENTS</b>				<b>18,394.03</b>



# College of the Canyons Foundation

## Fund 81 - Operating Fund

### Paid Vouchers Register

Period Starting: 06/01/2025 - Period Ending: 06/30/2025

Payee	Date	Description	Account Number	Amount	Expense Category	Activity
Brooke Edwards	06/12/2025	FNDD C25-060, SILVER SPUR PHOTOGRAPHER	81-65890-00-940003-1000	325.00	OTHER EXPENSES	SILVER SPUR
		<b>Brooke Edwards Total</b>		<b>325.00</b>		
College of the Canyons	06/12/2025	FNDD C25-061, SILVER SPUR AUDIO VISUAL EMPLOYEE OT	81-65890-00-940003-1000	974.71	OTHER EXPENSES	SILVER SPUR
		<b>College of the Canyons Total</b>		<b>974.71</b>		
Dawn Melayn Poladian	06/20/2025	FNDD C25-065, SILVER SPUR SUPPLIES	81-65890-00-940003-1000	73.07	OTHER EXPENSES	SILVER SPUR
		<b>Dawn Melayn Poladian Total</b>		<b>73.07</b>		
Pacific Huntington Hotel Corp	06/12/2025	FNDD C25-059, SILVER SPUR VENUE	81-65890-00-940003-1000	1,109.20	OTHER EXPENSES	SILVER SPUR
		<b>Pacific Huntington Hotel Corp Total</b>		<b>1,109.20</b>		
Paulina S. Jones	06/20/2025	FNDD C25-062, RAISERS EDGE CONSULTANT	81-65130-00-930006-1000	1,000.00	CONTRACT SERVICES	FOUNDATION GENERAL OPERATIONS
Paulina S. Jones	06/30/2025	FNDD C25-066, RAISERS EDGE CONSULTANT	81-65130-00-930006-1000	750.00	CONTRACT SERVICES	FOUNDATION GENERAL OPERATIONS
		<b>Paulina S. Jones Total</b>		<b>1,750.00</b>		
Wells Fargo	06/25/2025	ACCT#0083, OFFICE SUPPLIES	81-64550-00-930006-1000	125.15	NON-INSTR. SUPPLIES	FOUNDATION GENERAL OPERATIONS
Wells Fargo	06/25/2025	ACCT#0083, MEETINGS	81-65890-00-930004-1000	160.00	OTHER EXPENSES	DEVELOPMENT FUNDRAISING
Wells Fargo	06/25/2025	ACCT#0083, BOARD MEETING REFRESHMENTS	81-65890-00-930006-1000	215.86	OTHER EXPENSES	FOUNDATION GENERAL OPERATIONS
Wells Fargo	06/25/2025	ACCT#0083, SILVER SPUR COMMITTEE MEETING	81-65890-00-940003-1000	190.85	OTHER EXPENSES	SILVER SPUR
Wells Fargo	06/25/2025	ACCT#7835, CASH BACK REWARDS	81-65890-00-930006-1000	(128.63)	OTHER EXPENSES	FOUNDATION GENERAL OPERATIONS
Wells Fargo	06/25/2025	ACCT#7835, OFFICE SUPPLIES	81-64550-00-930006-1000	200.65	NON-INSTR. SUPPLIES	FOUNDATION GENERAL OPERATIONS
Wells Fargo	06/25/2025	ACCT#7835, CASE MEMBERSHIP	81-65310-00-930004-1000	220.50	MEMBERSHIPS	DEVELOPMENT FUNDRAISING
Wells Fargo	06/25/2025	ACCT#7835, CONSTANT CONTACT SUBSCRIPTION	81-65860-00-930004-1000	289.00	ADVERTISING	DEVELOPMENT FUNDRAISING
Wells Fargo	06/25/2025	ACCT#7835, DATA SUBSCRIPTION	81-65890-00-930004-1000	49.42	OTHER EXPENSES	DEVELOPMENT FUNDRAISING
Wells Fargo	06/25/2025	ACCT#7835, SILVER SPUR SUPPLIES	81-65890-00-940003-1000	26.05	OTHER EXPENSES	SILVER SPUR
Wells Fargo	06/30/2025	ACCT#7835, OFFICE SUPPLIES	81-64550-00-930006-1000	269.31	NON-INSTR. SUPPLIES	FOUNDATION GENERAL OPERATIONS
Wells Fargo	06/30/2025	ACCT#7835, CONSTANT CONTACT SUBSCRIPTION	81-65860-00-930004-1000	325.00	ADVERTISING	DEVELOPMENT FUNDRAISING
Wells Fargo	06/30/2025	ACCT#7835, MEETINGS AND DATA SUBSCRIPTION	81-65890-00-930004-1000	270.36	OTHER EXPENSES	DEVELOPMENT FUNDRAISING
Wells Fargo	06/30/2025	ACCT#7835, BOARD INSTALLATION	81-65890-00-930006-1000	717.46	OTHER EXPENSES	FOUNDATION GENERAL OPERATIONS
Wells Fargo	06/30/2025	ACCT#7835, SILVER SPUR COMMITTEE MEETING	81-65890-00-940003-1000	219.28	OTHER EXPENSES	SILVER SPUR
Wells Fargo	06/30/2025	ACCT#7835, FEES	81-65895-00-930006-1000	117.00	CREDITCARD FEES	FOUNDATION GENERAL OPERATIONS
Wells Fargo	06/30/2025	ACCT#0083, BOARD INSTALLATION REFRESHMENTS	81-65890-00-930006-1000	130.87	OTHER EXPENSES	FOUNDATION GENERAL OPERATIONS
Wells Fargo	06/30/2025	ACCT#0083, FEES	81-65895-00-930006-1000	56.27	CREDITCARD FEES	FOUNDATION GENERAL OPERATIONS
		<b>Wells Fargo Total</b>		<b>3,454.40</b>		
<b>Grand Total</b>				<b>7,686.38</b>		

# College of the Canyons Foundation

Fund 82 - Fund 89

## Disbursement Report

Period Covered: June 2025

Payee	Date	Fund	Account Name	Description	Amount
Wells Fargo/Corner Bakery	06/25/2025	82	ARCHITECTURE & INTERIOR DESIGN	Food for JTL ribbon cutting	571.00
Wells Fargo/Sprouts	06/25/2025	82	FUNDRAISING DEVELOPMENT	Food for Board meeting	19.99
Wells Fargo/Wolf Creek	06/25/2025	82	FUNDRAISING DEVELOPMENT	Food for Board meeting	215.86
Melayn Poladian/Petty Cash	06/20/2025	82	PATRONS OF THE ARTS	Alcohol Permit Fee	52.35
Wells Fargo/Sam's Club	06/25/2025	82	PATRONS OF THE ARTS	Refreshments for Pre-Show	98.52
Wells Fargo	06/30/2025	82	PATRONS OF THE ARTS	Supplies	17.83
Wells Fargo/LA County	06/25/2025	82	SCV BOOK FESTIVAL	Public Health certificate for Book Festival	365.95
Abate	06/30/2025	82	MATH/SCIENCE/ENGINEERING	Return of Unused Funds	(2,662.39)
Abate	06/30/2025	82	SUSTAINABLE DEVELOPMENT COMMITTEE	Return of Unused Funds	(1,335.84)
Total disbursements from Journal Entries and Check Requests					(2,656.73)
Transfer from Funds for the Future to Silver Spur					900.00
Transfer from SCV Book Festival to English Department					5,348.86
Transfer from Athletic Hall of Fame to Cougar Club					2,726.79
Total disbursements from Special Grants Register (activities listed on the attached report)					212,527.07
<b>TOTAL DISBURSEMENTS</b>					<b>218,845.99</b>

**College of the Canyons Foundation**  
**Fund 82 - Fund 89**  
**Special Grants Register**  
Period Starting: 06/01/2025 - Period Ending: 06/30/2025

Date	Account Name	Payee	Description	Amount	Account Total
<b>FUND 82</b>					
<b><u>INSTRUCTIONAL PROGRAMS</u></b>					
06/12/2025	MATH DEPARTMENT	Omkar Guha	Math League Award	100.00	
06/12/2025	MATH DEPARTMENT	Anika Patel	Math League Award	100.00	
06/12/2025	MATH DEPARTMENT	Praneel Samal	Math League Award	200.00	
06/30/2025	MATH DEPARTMENT	Anzhela Grigoryan	Refreshments for Math League	70.77	
06/30/2025	MATH DEPARTMENT	Violeta Kovacev-Nikolic	Food and Supplies for Math League	416.75	
			<b>MATH DEPARTMENT Total</b>		<b>887.52</b>
06/30/2025	PARALEGAL STUDIES	Lori H. Young	Memberships for Students	130.00	
06/30/2025	PARALEGAL STUDIES	Liz Shaker	Food and Supplies for Mock Trial	622.46	
			<b>PARALEGAL STUDIES Total</b>		<b>752.46</b>
06/12/2025	THEATRE ARTS DEPARTMENT	P3, Inc.	Stoles Embroidery for Students	411.56	
06/30/2025	THEATRE ARTS DEPARTMENT	David Stears	Stoles for Students	383.75	
			<b>THEATRE ARTS DEPARTMENT Total</b>		<b>795.31</b>
			<b>INSTRUCTIONAL PROGRAMS TOTAL</b>		<b>2,435.29</b>
<b><u>CAMPUS DEPARTMENTS AND CLUBS</u></b>					
06/20/2025	CANYON COUNTRY CAMPUS	Paul V. Wickline	Food for Classroom Distribution Meeting	208.02	
			<b>CANYON COUNTRY CAMPUS Total</b>		<b>208.02</b>
06/25/2025	CLASSIFIED SENATE	Michael Monsour	Supplies for Summer Events	88.35	
06/25/2025	CLASSIFIED SENATE	Lisette Godinez	Pizza for Classified Senate Open Meeting	302.45	
06/25/2025	CLASSIFIED SENATE	Via Promotionals, Inc.	Apparel for Classified Senate Members	804.69	
06/30/2025	CLASSIFIED SENATE	College of the Canyons	Supplies for Summer Events	363.72	
			<b>CLASSIFIED SENATE Total</b>		<b>1,559.21</b>
06/30/2025	CULINARY ED. FUND FOR EXCELLENCE	Jordano's Food Service	Cutting Boards	698.60	
			<b>CULINARY ED. FUND FOR EXCELLENCE Total</b>		<b>698.60</b>
06/12/2025	FOUNDATION MINI GRANT	Lee R. Corkett	Food for Student Trail Crew	145.31	
06/12/2025	FOUNDATION MINI GRANT	Adam M. Kaminsky	Food and Gift Cards for Intramural Event	722.74	
06/13/2025	FOUNDATION MINI GRANT	Gary Pickett	Honorarium for Anthro Survivor Contest	500.00	
06/20/2025	FOUNDATION MINI GRANT	Brittany Applen	Hammocks/Jump Ropes for Disconnect to Reconnect	379.17	
06/25/2025	FOUNDATION MINI GRANT	Stephanie Meredith	Food and Supplies for Anthro Survivor Contest	494.62	
06/30/2025	FOUNDATION MINI GRANT	Brittany Applen	Supplies for Disconnect to Reconnect	24.13	
06/30/2025	FOUNDATION MINI GRANT	Alene Terzian-Zeitounian	Food and Supplies for Cul-de-Sac Release Party	819.11	
			<b>FOUNDATION MINI GRANT Total</b>		<b>3,085.08</b>
06/12/2025	FUNDS FOR THE FUTURE	College of the Canyons	Catering for Classified Appreciation Lunch	8,000.00	
			<b>FUNDS FOR THE FUTURE Total</b>		<b>8,000.00</b>
06/30/2025	HASP AND RSX FUND	College of the Canyons	Patches for NASA Student Team	1,071.16	
			<b>HASP AND RSX FUND Total</b>		<b>1,071.16</b>
06/30/2025	INNOVATION FUND	College of the Canyons	Catering for Athlete's Achievement Dinner	1,666.58	
			<b>INNOVATION FUND Total</b>		<b>1,666.58</b>
06/30/2025	PATRONS OF THE ARTS	Frida Avila-Lozano	Art Exhibition Award	250.00	
06/30/2025	PATRONS OF THE ARTS	Monica de Jesus	Art Exhibition Award	250.00	
06/30/2025	PATRONS OF THE ARTS	Kaylee Guillen	Art Exhibition Award	250.00	
06/30/2025	PATRONS OF THE ARTS	Rafael Lujano	Art Exhibition Award	250.00	
06/30/2025	PATRONS OF THE ARTS	Mark Micchio	Art Exhibition Award	250.00	
06/30/2025	PATRONS OF THE ARTS	Lidia Munoz	Art Exhibition Award	250.00	
06/30/2025	PATRONS OF THE ARTS	Fran A. Reyes Villarreal	Art Exhibition Award	250.00	
06/30/2025	PATRONS OF THE ARTS	Catherine Carstens	Art Exhibition Award	500.00	
06/30/2025	PATRONS OF THE ARTS	Kamila Espericueta	Art Exhibition Award	500.00	
06/30/2025	PATRONS OF THE ARTS	Halle Gauthier	Art Exhibition Award	500.00	
06/30/2025	PATRONS OF THE ARTS	Kenya Wynn	Art Exhibition Award	500.00	
06/30/2025	PATRONS OF THE ARTS	Karen Zea	Art Exhibition Award	500.00	
06/30/2025	PATRONS OF THE ARTS	Gino R. Salas	Art Exhibition Award	500.00	
06/30/2025	PATRONS OF THE ARTS	Bavand Karim	Food for MEA Film Production Project	2,968.20	
			<b>PATRONS OF THE ARTS Total</b>		<b>7,718.20</b>
06/12/2025	SCV BOOK FESTIVAL	Ruth S. Rassool	Supplies for SCV Book Festival	58.96	
			<b>SCV BOOK FESTIVAL Total</b>		<b>58.96</b>
06/30/2025	SPANISH INSTITUTE	Claudia M. Acosta	Food and Supplies for Department Meetings/Events	1,181.00	
			<b>SPANISH INSTITUTE Total</b>		<b>1,181.00</b>
06/12/2025	SUSTAINABLE DEVELOPMENT COMMITTEE	Tim J. Honadel	Supplies and Materials for GROW Project	1,428.04	
			<b>SUSTAINABLE DEVELOPMENT COMMITTEE Total</b>		<b>1,428.04</b>
06/12/2025	TLC TUTOR ACCOUNT	Chloe C. McGinley	Refreshments for Crunch Week	271.08	
			<b>TLC TUTOR ACCOUNT Total</b>		<b>271.08</b>
06/12/2025	VOLUNTEER BUREAU & STUDENT EMP	Yasser Issa	Gift Card for Employee of the Month	50.00	
06/12/2025	VOLUNTEER BUREAU & STUDENT EMP	Yasser Issa	Gift Card for Employee of the Month	50.00	
			<b>VOLUNTEER BUREAU &amp; STUDENT EMP Total</b>		<b>100.00</b>
			<b>CAMPUS DEPARTMENTS AND CLUBS TOTAL</b>		<b>27,045.93</b>
<b><u>ATHLETICS</u></b>					
06/30/2025	ATHLETIC HALL OF FAME PROJECT	College of the Canyons	Plaques and Medals for Hall of Fame Event	973.89	
			<b>ATHLETIC HALL OF FAME PROJECT Total</b>		<b>973.89</b>
06/12/2025	FOOTBALL	COC Associated Students	Trf to ASG for Expenses	7,000.00	
			<b>FOOTBALL Total</b>		<b>7,000.00</b>
06/30/2025	GOLF DEPARTMENT	College of the Canyons	Uniforms for Golf Team	113.11	
			<b>GOLF DEPARTMENT Total</b>		<b>113.11</b>
			<b>ATHLETICS TOTAL</b>		<b>8,087.00</b>
			<b>FUND 82 - GRAND TOTAL</b>		<b>37,568.22</b>

**College of the Canyons Foundation**

**Fund 82 - Fund 89**

**Special Grants Register**

Period Starting: 06/01/2025 - Period Ending: 06/30/2025

Date	Account Name	Payee	Description	Amount	Account Total
<b>FUND 84</b>					
<b><u>EXPENDABLE SCHOLARSHIPS</u></b>					
06/30/2025	EMERITI SCHOLARSHIP	College of the Canyons	Student Scholarships	500.00	
06/12/2025	EXTERNAL 3RD PARTY SCHOLARSHIPS	College of the Canyons	Student Scholarships	1,078.90	
06/20/2025	EXTERNAL 3RD PARTY SCHOLARSHIPS	College of the Canyons	Student Scholarships	539.95	
06/20/2025	EXTERNAL 3RD PARTY SCHOLARSHIPS	College of the Canyons	Student Scholarships	1,070.90	
06/20/2025	EXTERNAL 3RD PARTY SCHOLARSHIPS	College of the Canyons	Student Scholarships	2,500.00	
06/30/2025	EXTERNAL 3RD PARTY SCHOLARSHIPS	College of the Canyons	Student Scholarships	500.00	
06/30/2025	EXTERNAL 3RD PARTY SCHOLARSHIPS	College of the Canyons	Student Scholarships	539.95	
06/30/2025	EXTERNAL 3RD PARTY SCHOLARSHIPS	College of the Canyons	Student Scholarships	1,079.90	
06/30/2025	EXTERNAL 3RD PARTY SCHOLARSHIPS	College of the Canyons	Student Scholarships	1,621.35	
06/30/2025	EXTERNAL 3RD PARTY SCHOLARSHIPS	College of the Canyons	Student Scholarships	2,000.00	
06/30/2025	EXTERNAL 3RD PARTY SCHOLARSHIPS	College of the Canyons	Student Scholarships	2,500.00	
06/30/2025	EXTERNAL 3RD PARTY SCHOLARSHIPS	College of the Canyons	Student Scholarships	3,577.90	
06/30/2025	DR/MRS PETER & MARILYN GEISER	College of the Canyons	Student Scholarships	1,000.00	
06/30/2025	GREER PASSICK NURSING SCHLRSHIP	College of the Canyons	Student Scholarships	5,000.00	
06/30/2025	HARRY HOWARD JR MEMORIAL SCHOL	College of the Canyons	Student Scholarships	300.00	
06/30/2025	STUDENT SCHOLARSHIPS	College of the Canyons	Student Scholarships	3,200.00	
06/30/2025	STUDENT SCHOLARSHIPS	College of the Canyons	Student Scholarships	11,055.00	
06/30/2025	MICHAEL HAYWOOD MEMORIAL SCHOL	College of the Canyons	Student Scholarships	645.00	
06/30/2025	PATTI HARTE MEMORIAL SCHLRSHIP	College of the Canyons	Student Scholarships	500.00	
06/30/2025	NE SYSTEMS SINGLE PARENT SCHLR	College of the Canyons	Student Scholarships	2,000.00	
06/30/2025	COC SCHLP FOR VETERAN EXCELLEN	College of the Canyons	Student Scholarships	500.00	
06/30/2025	SOUTHERN CAL EDISON STEM	College of the Canyons	Student Scholarships	20,000.00	
06/30/2025	CYNTHIA TREZZA MEMORIAL EXPEND	College of the Canyons	Student Scholarships	1,000.00	
06/30/2025	AAUW SCV Branch-Humanities Sch	College of the Canyons	Student Scholarships	500.00	
06/30/2025	POLITICAL SCIENCE SCHOLARSHIP	College of the Canyons	Student Scholarships	500.00	
06/30/2025	LOGIX CANYON COUNTRY SCHOLARSH	College of the Canyons	Student Scholarships	2,000.00	
06/30/2025	THE KATHRYN BARGER/LOGIX SCHOL	College of the Canyons	Student Scholarships	1,250.00	
06/30/2025	PORSCHE CLUB OF AMERICA-CIR SC	College of the Canyons	Student Scholarships	1,000.00	
06/30/2025	INSPIRE SCHOLARS SCHOLARSHIP	College of the Canyons	Student Scholarships	700.00	
06/30/2025	EDISON FIRE TECHNOLOGY SCHOLAR	College of the Canyons	Student Scholarships	20,000.00	
06/30/2025	LEONARD FAMILY COMM. STUDIES S	College of the Canyons	Student Scholarships	500.00	
06/30/2025	CHEF J. BARES I CULINARY SCHOLA	College of the Canyons	Student Scholarships	500.00	
06/12/2025	REMO & AMI BELLI MUSIC/PERCUSS	College of the Canyons	Student Scholarships	7,000.00	
06/30/2025	REMO & AMI BELLI MUSIC/PERCUSS	College of the Canyons	Student Scholarships	3,000.00	
06/30/2025	ADPROS LA CREATIVE ARTS SCHOLA	College of the Canyons	Student Scholarships	500.00	
06/30/2025	ROBERT ROCKHOLD - IEP AWARD	College of the Canyons	Student Scholarships	2,400.00	
06/30/2025	ROBERT ROCKHOLD - TEACHING AWA	College of the Canyons	Student Scholarships	3,000.00	
06/30/2025	ROBERT ROCKHOLD - CULINARY AWA	College of the Canyons	Student Scholarships	3,000.00	
06/30/2025	ROBERT ROCKHOLD - NURSE AWARD	College of the Canyons	Student Scholarships	3,400.00	
06/30/2025	DAVID N. SCHUTZ SCHOLARSHIP	College of the Canyons	Student Scholarships	600.00	
06/30/2025	SCV ROTARY CLUB CULINARY ARTS	College of the Canyons	Student Scholarships	2,000.00	
06/30/2025	L. GIOVINE LIGHT & LEADERSHIP	College of the Canyons	Student Scholarships	500.00	
06/30/2025	ASST. LEAGUE OF SANTA CLARITA	College of the Canyons	Student Scholarships	10,000.00	
06/30/2025	POWDER FAMILY SCH IN BUSINESS	College of the Canyons	Student Scholarships	3,000.00	
06/30/2025	R.DEMAIO "MAKE IT A GREAT DAY"	College of the Canyons	Student Scholarships	500.00	
06/30/2025	H.MUNOZ FIREFIGHTER MEMORIAL	College of the Canyons	Student Scholarships	400.00	
06/30/2025	ENDOWED SCHOLARSHIPS	College of the Canyons	Student Scholarships	20,500.00	
06/30/2025	SATI & RAM MANVI ENDOWED SCHOL	College of the Canyons	Student Scholarships	25,500.00	
<b>EXPENDABLE SCHOLARSHIPS TOTAL</b>				<b>174,958.85</b>	
				<b>FUND 84 - GRAND TOTAL</b>	<b>174,958.85</b>
				<b>FUNDS 82 - 89 DISBURSEMENTS GRAND TOTAL</b>	<b><u>212,527.07</u></b>

## Fund 82 Program Account Balances as of June 30, 2025

Instructional Programs, various Campus Departments and Clubs, and Athletic Support

Authorized Signature	Program	Activity	Program Name	Amount
<b><u>FOUNDATION FUNDRAISING PROGRAMS</u></b>				
Justine Wallace	Instructional	950164	ADVANCED TECHNOLOGY CENTER	95,876.06
Jasmine Ruys	Campus Dpts/Clubs	950640	BANC - BASIC NEEDS CENTER	36,377.87
Monica Marshall	Campus Dpts/Clubs	950558	CIRCLE OF FRIENDS	8,237.53
Chad Peters	Athletics	950718	COUGAR CLUB	30,456.36
COC Foundation	Campus Dpts/Clubs	950670	COUGARS CARE EMERGENCY GRANT	24,725.00
COC Foundation	Campus Dpts/Clubs	950667	DR. VAN HOOK INNOVATION AWARD	38,305.50
Dept Chair	Campus Dpts/Clubs	950565	FOUNDATION MINI GRANT	26,532.13
Peter Hepburn	Campus Dpts/Clubs	950560	LIBRARY ASSOCIATES	29,586.05
COC Foundation	Campus Dpts/Clubs	950662	MICHELE JENKINS BRIDGING THE CANYON	1,825.00
Jennifer Smolos Steele	Campus Dpts/Clubs	950561	PATRONS OF THE ARTS	26,005.62
COC Foundation	Campus Dpts/Clubs	950661	ROGER VAN HOOK RAISING THE BAR	255,496.64
COC Foundation	Campus Dpts/Clubs	950664	SRSF-NEWHALL FAMILY FOUNDATION	36,500.00
<b>FOUNDATION FUNDRAISING PROGRAMS TOTAL</b>				<b>609,923.76</b>
<b><u>COC FOUNDATION</u></b>				
COC Foundation	Campus Dpts/Clubs	950552	CAMPUS DEVELOPMENT	120.00
COC Foundation	Campus Dpts/Clubs	950545	EARTHQUAKE	632.78
COC Foundation	Campus Dpts/Clubs	950512	FACULTY FIELD TRIPS	673.00
COC Foundation	Campus Dpts/Clubs	950581	FRIENDS OF THE GARDEN	5,839.15
COC Foundation	Campus Dpts/Clubs	950563	GLORIA JACKSON MEMORIAL FUND	1,235.00
COC Foundation	Campus Dpts/Clubs	950516	GREAT TEACHERS SEMINAR	2,914.00
COC Foundation	Campus Dpts/Clubs	950570	INSTITUTE OF TEACHING & LEARNI	4,000.00
COC Foundation	Campus Dpts/Clubs	950629	JACK SHINE MEMORIAL FUND	880.00
COC Foundation	Campus Dpts/Clubs	950535	LA TIMES INTERLUDE ACCOUNT	4,763.13
COC Foundation	Campus Dpts/Clubs	950601	LEARNING RSRG PRGRM DNR RCGNTN	120.00
COC Foundation	Campus Dpts/Clubs	950618	MAKER SPACE	1,211.00
COC Foundation	Campus Dpts/Clubs	950542	PRINTING - J LECRIVAN	200.00
COC Foundation	Campus Dpts/Clubs	950605	SPONSOR A STUDENT	8,734.32
COC Foundation	Campus Dpts/Clubs	950522	TEACH	100.00
COC Foundation	Campus Dpts/Clubs	950549	TEACHING IMPROVEMENT	449.11
COC Foundation	Campus Dpts/Clubs	950579	TRIP TEXTBOOK RENTAL PROGRAM	811.29
<b>COC FOUNDATION TOTAL</b>				<b>32,682.78</b>
<b><u>INSTRUCTIONAL PROGRAMS</u></b>				
Lisa Malley	Instructional	950132	ANTHROPOLOGY	801.13
Jason Oliver	Instructional	950156	ARCHITECTURE & INTERIOR DESIGN	1,648.31
Gary Sornborger	Instructional	950150	AUTO TECHNOLOGY PROGRAM	37,248.74
Thea Alvarado	Instructional	950103	BIOLOGY - ROSE	3,439.55
Miriam Golbert	Instructional	950102	BIOLOGY DEPARTMENT	3,963.94
Thea Alvarado	Instructional	950104	BIOTECHNOLOGY	850.00
Nicole Faudree	Instructional	950136	BUSINESS	235.00
Gary Petersen	Instructional	950141	CINEMA DEPARTMENT	2,955.96
Erin Tague	Instructional	950145	CIVIC CENTER	500.00
Jennifer Smolos Steele	Instructional	950161	COC ART GALLERY	5,000.00
Julie Lawson	Instructional	950106	COC CHOIR	750.00
Victoria Leonard	Instructional	950107	COC SPEECH & ACTING TEAM	10,585.92
Lee Hilliard	Instructional	950108	COMPUTER NETWORKING PROGRAM	227.04
Chris Ferguson	Instructional	950109	COMPUTER SCIENCE	1,898.33
Amber Cole	Instructional	950154	CONSTRUCTION MANAGEMENT	669.40
Cindy Schwanke	Instructional	950140	CULINARY ARTS	20.73

## Fund 82 Program Account Balances as of June 30, 2025

Instructional Programs, various Campus Departments and Clubs, and Athletic Support

Authorized Signature	Program	Activity	Program Name	Amount
Cindy Schwanke	Campus Dpts/Clubs	950599	CULINARY ED. FUND FOR EXCELLEN	47,636.63
Phylise Smith	Instructional	950110	DANCE DEPARTMENT	7,277.30
Monica Marshall/Cindy Stephens	Instructional	950158	ECE ACADEMIC DEPARTMENT	4,835.00
Guillermo Cruz	Instructional	950111	ECONOMICS DEPARTMENT	1,350.38
David Martinez	Instructional	950112	ELECTRIC ENGINEERING DEPT	409.40
Patti Haley	Instructional	950113	EMERGENCY MEDICAL TECH PROGRAM	11.05
David Martinez	Instructional	950114	ENGINEERING DEPARTMENT	954.82
Alene Terzian	Instructional	950116	ENGLISH - KEMPLER	1,213.13
Alene Terzian	Instructional	950115	ENGLISH DEPARTMENT	11,031.00
Alene Terzian	Instructional	950149	ENGLISH LITERARY	499.64
Keith Kawamoto	Instructional	950163	FIRE ACADEMY	5,000.00
Keith Kawamoto	Instructional	950117	FIRE TECH	135.87
Regina Blasberg	Instructional	950135	FRESH WATER TECHNOLOGY	660.15
Mary Bates	Instructional	950137	GEOGRAPHY	555.37
Mary Bates	Instructional	950134	GEOLOGY	175.46
Kevin Anthony	Instructional	950118	HOTEL RESTAURANT MANAGEMENT	5.53
KC Manji	Instructional	950120	JAZZ BAND	475.00
Jennifer Smolos Steele	Instructional	950157	KEVIN JENKINS MEMORIAL FUND	5,404.54
Mary Bates	Instructional	950159	LAND SURVEYING	4,040.07
Sab Matsumoto	Instructional	950122	MATH DEPARTMENT	6,020.56
David Brill	Instructional	950151	MEDIA ENTERTAINMENT ARTS FILM	1,900.00
Thea Alvarado	Instructional	950152	MEDICAL LABORATORY TECH. PROGR	37.28
Bernardo Feldman	Instructional	950123	MUSIC DEPARTMENT	39.71
David Stears	Instructional	950138	NEW WORKS FESTIVAL- THEATRE	3,430.94
Tina Waller	Instructional	950124	NURSING DEPARTMENT	11,618.02
Nicole Faudree	Instructional	950155	PARALEGAL STUDIES	2,878.00
Thea Alvarado	Instructional	950125	PHARMACY TECH PROGRAM	500.00
Wendy Brill	Instructional	950126	PHOTO DEPARTMENT	207.08
David Andrus	Instructional	950148	POLITICAL SCIENCE	3,015.93
Deanna Riviera	Instructional	950127	PSYCHOLOGY DEPARTMENT	8,619.97
Brittany Applen	Instructional	950160	RECREATION MANAGEMENT PROGRAM	1,642.36
Diane Sionko	Instructional	950139	SIONKO BUSINESS	1,500.00
Jennifer Smolos Steele	Instructional	950146	STUDENT ORCHESTRA	0.17
David Stears	Instructional	950128	THEATRE ARTS DEPARTMENT	5,750.24
David Stears	Instructional	950131	THEATRE PRODUCTION	1,965.30
Jennifer Smolos Steele	Instructional	950162	VAPA PERCUSSION PROGRAM FUND	25,175.00
Tim Baber	Instructional	950129	WELDING DEPARTMENT	23,453.88
<b>INSTRUCTIONAL PROGRAMS TOTAL</b>				<b>260,218.83</b>

### CAMPUS DEPARTMENTS AND CLUBS

Jennifer Smolos Steele	Campus Dpts/Clubs	950622	"THE SANDY" PRO AWARD	14,730.00
Thea Alvarado	Campus Dpts/Clubs	950598	ACADEMIC AFFAIRS	500.00
Rebecca Eikey	Campus Dpts/Clubs	950586	ACADEMIC SENATE	1,001.10
Ron McFarland	Campus Dpts/Clubs	950627	ACM CLUB	75.25
Larry Schallert	Campus Dpts/Clubs	950658	ACTIVE MINDS	1,769.25
Anthony Morris	Campus Dpts/Clubs	950654	AFRICAN-AMERICAN/BLACK STUDENT	486.91
Tina Waller	Campus Dpts/Clubs	950617	ALPHA DELTA NU	1,774.97
Brittany Applen	Campus Dpts/Clubs	950584	AMERICAN SIGN LANGUAGE CLUB	3,939.95
Brittany Applen	Campus Dpts/Clubs	950620	AMERICAN SIGN LANGUAGE DEPT	2,199.98
Lisa Malley	Campus Dpts/Clubs	950624	ANTHROPOLOGY CLUB	162.26
Michael McCaffery	Campus Dpts/Clubs	950589	ART DEPARTMENT	187.10

## Fund 82 Program Account Balances as of June 30, 2025

Instructional Programs, various Campus Departments and Clubs, and Athletic Support

Authorized Signature	Program	Activity	Program Name	Amount
Brittany Applen	Campus Dpts/Clubs	950606	ASG CLUBS AND ORGANIZATIONS	24.30
Juan Buriel	Campus Dpts/Clubs	950614	ASSOC OF LATINO AMERICAN STDNT	24.24
Teresa Ciardi	Campus Dpts/Clubs	950613	ASTRONOMY & PHYSICS ASG CLUB	72.88
Tom Bilbruck	Campus Dpts/Clubs	950533	AT RISK YOUTH PROGRAM	6,162.35
Jeannie Chari	Campus Dpts/Clubs	950660	BIODIVERSITY INITIATIVE PROJ	11,098.52
Pamela Brogdon-Wynne	Campus Dpts/Clubs	950504	CAL WORKS & NEW HORIZONS	254.73
Kelly Cude	Campus Dpts/Clubs	950625	CANCER AWARENESS DAY	4.40
Paul Wickline	Campus Dpts/Clubs	950611	CANYON COUNTRY CAMPUS	2,038.70
Kelly Dapp	Campus Dpts/Clubs	950505	CAREER SERVICES	20,690.87
Paul Wickline	Campus Dpts/Clubs	950555	CCC INNOVATION	17,657.19
Monica Marshall	Campus Dpts/Clubs	950557	CENTER ADVISORY COMMITTEE	3,676.63
Jennifer Smolos Steele	Campus Dpts/Clubs	950608	CHAMBER SINGERS	2,050.00
Patty Robinson	Campus Dpts/Clubs	950580	CIVIC ENGAGEMENT & COMM SSS	149.34
Patrick Backes	Campus Dpts/Clubs	950506	CLASSIFIED SENATE	463.44
Ruth Rassool	Campus Dpts/Clubs	950615	COC GAY STRAIGHT ALLIANCE	316.24
Ricardo Rosales	Campus Dpts/Clubs	950604	COC HEALTH AND MEDICAL SOCIETY	7.79
Pamela Brogdon-Wynne	Campus Dpts/Clubs	950517	COC HERITAGE COMMITTEE	1,000.00
Renard Thomas	Campus Dpts/Clubs	950644	COC VETERAN'S PROGRAM	5,391.08
Adam Kaminsky	Campus Dpts/Clubs	950650	COMMUNICATIONS STUDIES CLUB	357.29
Dianne Avery	Campus Dpts/Clubs	950507	COMMUNITY EXTENSION	2,515.50
Jim Temple	Campus Dpts/Clubs	950550	COMPUTER SUPPORT SVCS TECH CTR	179.51
Create	Campus Dpts/Clubs	950508	CREATE PROGRAM	221.87
Alene Terzian	Campus Dpts/Clubs	950578	CUL-DE-SAC LITERARY MAGAZINE	2,074.00
Jane Feurhelm	Campus Dpts/Clubs	950509	DISABLED STU PRGMS & SERVICES	1,850.73
Jennifer Smolos Steele	Campus Dpts/Clubs	950610	DIV OF FINE&PERFORMING ARTS	408.61
Evelyn Garcia	Campus Dpts/Clubs	950671	EOPS (EXT OPP PROG & SERV)	1,000.00
Evelyn Garcia	Campus Dpts/Clubs	950511	EOPS/CARE BOOK GRANT PROGRAM	218.78
Jennifer Smolos Steele	Campus Dpts/Clubs	950532	EQUIPMENT - ARTS & TECH.	2,147.17
Frederick Bobola	Campus Dpts/Clubs	950672	ESPORTS CLUB	246.99
Ron Mita	Campus Dpts/Clubs	950638	FILM CLUB	52.01
Tom Bilbruck	Campus Dpts/Clubs	950513	FINANCIAL AID	2,577.50
Keith Kawamoto	Campus Dpts/Clubs	950645	FIREFIGHTERS OF TOMORROW ASG	1,080.00
David Andrus	Campus Dpts/Clubs	950647	FUNDRAISING DEVELOPMENT	7,486.84
David Andrus	Campus Dpts/Clubs	950603	FUNDS FOR INNOVATION	271,252.83
David Andrus	Campus Dpts/Clubs	950514	FUNDS FOR THE FUTURE	59,610.13
Bob Maxwell	Campus Dpts/Clubs	950602	FUTURE BUSINESS LEADERS OF AME	3,932.06
Jennifer Hauss	Campus Dpts/Clubs	950574	GAMMA BET PHI	167.27
Nick Pavik	Campus Dpts/Clubs	950515	GRAPHICS DEPARTMENT	548.93
Holly Hitt-Zuniga	Campus Dpts/Clubs	950648	HABITAT FOR HUMANITY COC	59.75
Teresa Ciardi	Campus Dpts/Clubs	950636	HASP AND RSX FUND	7,588.72
Brent Riffel	Campus Dpts/Clubs	950591	HISTORY CLUB	146.00
Miriam Golbert	Campus Dpts/Clubs	950518	HITE & HONORS	2,717.47
Kevin Anthony	Campus Dpts/Clubs	950520	HOSPITALITY PROGRAM	132.30
Sarah Etheridge	Campus Dpts/Clubs	950635	HUMAN RIGHTS SYMPOSIUM AWARD	200.00
Michelle Razzano	Campus Dpts/Clubs	950675	ICUE CULINARY CLUB	874.00
Evelyn Garcia	Campus Dpts/Clubs	950639	INSPIRE SCHOLARS SPECIAL FUND	44,437.33
Cindy Stephens /Kristi Robinson	Campus Dpts/Clubs	950564	INSPIRING SINGLE PARENTS	200.00
Jason Oliver	Campus Dpts/Clubs	950582	INTERIOR DESIGN CLUB	308.45
Jia-Yi Cheng Levine	Campus Dpts/Clubs	950537	INTERNATIONAL CLUB	150.00
Jia-Yi Cheng Levine	Campus Dpts/Clubs	950524	INTERNATIONAL SERVICES & PROGR	13,353.59

## Fund 82 Program Account Balances as of June 30, 2025

Instructional Programs, various Campus Departments and Clubs, and Athletic Support

Authorized Signature	Program	Activity	Program Name	Amount
Jia-Yi Cheng Levine	Campus Dpts/Clubs	950607	ISP PROYECTA 100K	89.04
Vincent Devlahovich	Campus Dpts/Clubs	950630	ITaB	376.38
KC Manji	Campus Dpts/Clubs	950634	JUST JAZZ	95.03
Jennifer Smolos Steele	Campus Dpts/Clubs	950575	K-12 ARTS EDUCATION PROGRAM	5,284.85
James Glapa-Grossklag	Campus Dpts/Clubs	950621	LEARNING RESOURCES	6,825.00
Peter Hepburn	Campus Dpts/Clubs	950525	LIBRARY/IRC GENERAL ACCOUNT	1,398.42
Jennifer Smolos Steele	Campus Dpts/Clubs	950562	MANAGING DIRECTOR	2,765.61
Thea Alvarado	Campus Dpts/Clubs	950526	MATH & SCIENCE REMODEL CAMPAIG	8,094.00
Thea Alvarado	Campus Dpts/Clubs	950568	MATH/SCIENCE/ENGINEERING	5,500.43
Jennifer Smolos Steele	Campus Dpts/Clubs	950527	MEDIA CENTER	25.00
Amy Foote	Campus Dpts/Clubs	950528	MESA PROGRAM	6,707.59
Phil Gussin	Campus Dpts/Clubs	950531	MODEL UN	572.10
Jasmine Ruys	Campus Dpts/Clubs	950653	INTERCULTURAL CENTER	15.00
Tracy Taris	Campus Dpts/Clubs	950626	MYGENMYFIGHT CLUB	75.07
Laurie Solis	Campus Dpts/Clubs	950669	NASSSP NATIVE PATHWAYS	430.00
Tina Waller	Campus Dpts/Clubs	950631	NATIONAL STUDENT NURSE ASSOCIA	1,509.67
Tina Waller	Campus Dpts/Clubs	950534	NURSING ALUMNI ASSOCIATION	108.05
Jennifer Smolos Steele	Campus Dpts/Clubs	950548	PAC CONCESSIONS	48,599.14
Jeffrey Roy	Campus Dpts/Clubs	950619	PHYSICIAN ASSISTANT STUDENT CL	67.97
Jasmine Ruys	Campus Dpts/Clubs	950538	PROJECT CELEBRATION	1,000.00
Deanna Riviera	Campus Dpts/Clubs	950540	PSYCHOLOGY CLUB	4,177.46
Erin Tague	Campus Dpts/Clubs	950541	RECYCLING	937.98
Thea Alvarado	Campus Dpts/Clubs	950649	RISING SCHOLARS	125.00
Jia-Yi Cheng Levine	Campus Dpts/Clubs	950590	SC ENVIRONMENTAL ED. CONSORTIU	25,167.14
Andy McCutcheon	Campus Dpts/Clubs	950673	SCV BOOK FESTIVAL	241.00
Victoria Leonard	Campus Dpts/Clubs	950593	SIGMA CHI ETA CLUB	197.59
Amy Foote	Campus Dpts/Clubs	950612	SOCIETY OF HISPANIC PROF. ENG	793.46
Anne Marenco	Campus Dpts/Clubs	950585	SOCIOLOGY CLUB	2.60
Susan Hinshaw	Campus Dpts/Clubs	950594	SOLOPALOOZA	1,003.67
Claudia Acosta	Campus Dpts/Clubs	950543	SPANISH INSTITUTE	5,507.96
Sarah Ehrsam	Campus Dpts/Clubs	950596	SPORTS & MEDICINE ASG CLUB	1,511.84
John Milburn	Campus Dpts/Clubs	950632	STRONG WORKFORCE APPRENTICESHI	2,000.00
Claudia Acosta	Campus Dpts/Clubs	950616	STUDENT VETERANS FOR AMERICA	1,161.00
Jia-Yi Cheng Levine	Campus Dpts/Clubs	950587	STUDENTS FOR SUSTAINABILITY	500.00
Jia-Yi Cheng Levine	Campus Dpts/Clubs	950567	SUSTAINABLE DEVELOPMENT COMMIT	15,651.83
Jennifer Smolos Steele	Campus Dpts/Clubs	950547	SYMPHONY ORCHESTRA	121.13
Jia-Yi Cheng Levine	Campus Dpts/Clubs	950595	TEDx	187.26
Mojdeh Mahn	Campus Dpts/Clubs	950551	TLC TUTOR ACCOUNT	1,263.15
SB Tucker	Campus Dpts/Clubs	950668	VETERAN'S ALLIANCE ORG (VALOR)	2,880.19
Yasser Issa	Campus Dpts/Clubs	950663	VOLUNTEER BUREAU & STUDENT EMP	300.00
Gabrielle Temple	Campus Dpts/Clubs	950553	WOMEN'S CONFERENCE	11,852.85
John Milburn	Campus Dpts/Clubs	950503	WORFORCE AND ECONOMIC ADVANCEMENT	1,003.34
Claudia Acosta/Jia-Yi Cheng Levine	Campus Dpts/Clubs	950554	WORLD CULTURE FESTIVAL	248.00
Patty Robinson	Campus Dpts/Clubs	950665	ZONTA'S COC CHAPTER/GOLDEN Z	21.53
<b>CAMPUS DEPARTMENTS AND CLUBS TOTAL</b>				<b>692,399.43</b>

### ATHLETIC SUPPORT

Chad Peters	Athletics	950702	ATHLETIC EXPANSION CAMPAIGN	359.19
Chad Peters	Athletics	950721	ATHLETIC HALL OF FAME PROJECT	4,109.90
Chad Peters	Athletics	950703	ATHLETIC TRAINER	1,144.79



## Fund 82 Program Account Balances as of June 30, 2025

Instructional Programs, various Campus Departments and Clubs, and Athletic Support

Authorized Signature	Program	Activity	Program Name	Amount
Chad Peters	Athletics	950704	BASEBALL	655.59
Chad Peters	Athletics	950705	COC TENNIS	848.46
Chad Peters	Athletics	950707	COUGAR BASKETBALL	6,038.56
Chad Peters	Athletics	950719	COUGAR DEN	620.19
Chad Peters	Athletics	950708	FOOTBALL	751.27
Chad Peters	Athletics	950706	GOLF DEPARTMENT	9,922.82
Chad Peters	Athletics	950720	MEN'S SOCCER	458.88
Chad Peters	Athletics	950711	PE STRENGTH	475.97
Chad Peters	Athletics	950712	PE SWIMMING	124.57
Chad Peters	Athletics	950713	PE TRACK	600.00
Chad Peters	Athletics	950715	WOMEN'S BASKETBALL	1,777.75
Chad Peters	Athletics	950716	WOMEN'S SOCCER	327.22
Chad Peters	Athletics	950717	WOMEN'S SOFTBALL	-
<b>ATHLETIC SUPPORT TOTAL</b>				<b>28,215.16</b>

	<b>Total</b>	<b>1,623,439.96</b>	
Fund 82 Life To Date Interest - Net	192,290.49		a
(Includes Changes in Investment Gain/Loss) Fund 87 Life To Date Interest - Net	460,679.05		b
Fair Market Value Adj on Cash in County	(44,328.00)		
Board Designated to Roger Van Hook Raising the Bar - Held at FCCC	(23,649.00)		
<b>Fund 82 Reconciliation Total</b>	<b>2,208,432.50</b>		

\* a & b - See current year interest on Fund 82 - Program Fund Financial Report page.

## *Approved by the Executive Committee*

### Bylaws Update: Personal Significant Gift

Amended and Restated Bylaws

Article 4

#### BOARD OF DIRECTORS

##### Section 4

##### Section 4.11. Personally Significant Gift

The Foundation aims for 100% participation in board member giving. Beginning in the 2025–2026 fiscal year, new directors are expected to contribute a minimum of two thousand five hundred dollars (\$2,500) annually. Up to fifty percent of a director’s personally significant gift may be fulfilled through accepted contributions.

Directors installed prior to July 2025 and in good standing may continue to fulfill their annual commitment at a reduced amount of fifteen hundred dollars (\$1,500) per year or via a fundraising “get” until June 2027. While the Foundation is grateful for all contributions, directors are encouraged to make a personally significant gift above the minimum if they are able.

At the discretion of the Executive Director and Chief Development Officer, the Foundation may confidentially offer a reduced annual giving threshold of fifteen hundred dollars (\$1,500) to directors who are in good standing with respect to participation and giving. This exception may be extended to no more than ten percent of the total board membership.

Additionally, two members of the Young Professional Committee may serve as Junior Directors, with a minimum annual gift of fifteen hundred dollars (\$1,500).

Beyond their personal contributions, directors are also expected to support fundraising efforts at the committee level. The fundraising committee will determine the “Get” threshold based on its specific goals.