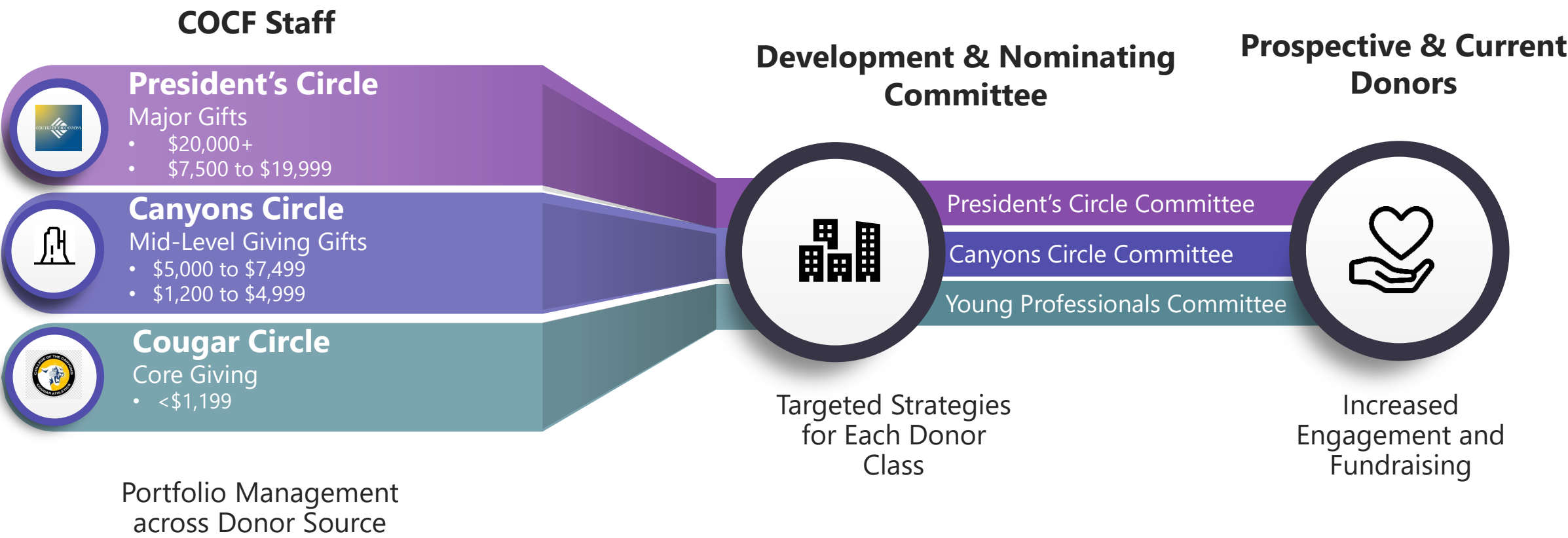


Fundraising Workflow Slide



Donor Benefits

	Alumni & Friends	Business
President's Circle: Medallion Level \$20,000 (\$600)	<ul style="list-style-type: none">• Annual President's Balcony Reception• Annual Leadership Conference Call• Annual Parking Pass• 6 POA Pre-Shows + 1 Master Class for Two• 4 Tickets to All Foundation Signature Receptions– VIP Status• <i>and italicized items below</i>	<ul style="list-style-type: none">• Title Sponsorship for a COCF Event or Two Weeks of Marquee Access• Complimentary Use of the UCEN for One Day (8.5 hours)• Annual President's Balcony Reception• Annual Parking Pass• 4 Tickets to All Foundation Signature Receptions—VIP Status• <i>and italicized items below</i>
President's Circle: Mace Level \$7,500 (\$225)	<ul style="list-style-type: none">• 4 POA Pre-Show Events + 1 Master Class for Two• 2 Tickets to All Foundation Signature Receptions – VIP Status• <i>Lunch for two at the iCUE</i>• <i>2 Tickets to Silver Spur Donor Recognition Event</i>• <i>Private Foundation & Student-Led Annual Campus Tour</i>• <i>and italicized items below</i>	<ul style="list-style-type: none">• Secondary Event Sponsorship or One Week of Marquee Access*• Complimentary Use of the UCEN for a Half Day (4 hours)• Annual President's Balcony Reception• 2 Tickets to All Foundation Signature Receptions—VIP Status• <i>2 Tickets to Silver Spur Donor Recognition Event</i>• <i>and italicized items below</i>
Canyons Circle: Sierra Level \$5,000 (\$150)	<ul style="list-style-type: none">• 4 POA Pre-Show Events• 2 Tickets to three Foundation Signature Receptions• Discounted Tickets to Silver Spur Donor Recognition Event• Canyons Circle Guided Campus Tour• <i>4 Tickets to any Athletic Event</i>• <i>and italicized items below</i>	<ul style="list-style-type: none">• Complimentary Use of the UCEN for Two-Hour Meeting• Two Tickets to three Foundation Signature Receptions• Discounted Tickets to Silver Spur Donor Recognition Event• <i>Stadium Banner</i>• <i>Name mentioned on Foundation URL</i>• <i>Special Invitations to Blackbox and Campus Events</i>
Canyons Circle: Honor Grove Level \$1,200 (\$36)	<ul style="list-style-type: none">• 4 POA Pre-Show Events• 2 Tickets to two Foundation Signature Receptions• <i>Special Invitations to Black Box Events</i>• <i>Advance Season Purchase for POA Events</i>• <i>and italicized items below</i>	<div>*Use of Marquee at Business Mace Level is additional \$2,500</div>
Cougars Circle: Top Cats \$600 (\$18)	<ul style="list-style-type: none">• 2 Tickets to any athletic event• <i>Name mentioned on Foundation URL</i>• <i>Cougar License Plate</i>• <i>COC Logo Cup</i>	<div>COCF Signature Receptions</div> <p>COCF will host four receptions annually highlighting our wide array of student-focused programming.</p> <div>Homecoming Football Pre-Game Reception An Intercultural Event Reception A Canyon Country Star Party Reception COC Spring Musical Reception</div>

Bylaws Update: Development & Nominating Committee

Amended and Restated Bylaws

Article 7

COMMITTEES AND ADVISORY BOARDS

Section 7.1

(e) **Development and Nominating Committee.** The Development and Nominating Committee is chaired by a nominated member of the Board of Directors and the Chief Development Officer. Its membership should consist of at least three directors and the committee size should not exceed more than ten members. The Development and Nominating Committee will meet two to three times a year.

It has at its core the following tasks and may take on other assignments as designated by the Board of Directors: 1) Work with the Chief Development Officer and senior development staff to help shape advancement strategies and plans, including the Annual Giving, Planned Giving, Capital Giving, Social Fundraising Events, and Stewardship events; 2) Recruit, nominate and secure volunteers to serve as directors and fundraising committee members according to our Nominating Policies; 3) Review Board of Director Give and Get Policies and encourage directors to make a personally significant annual gift to the Foundation; 4) Ensure Board of Director participation in annual training retreats, orientations, and fundraising events.

Bylaws Update: Personal Significant Gift

Amended and Restated Bylaws

Article 4

BOARD OF DIRECTORS

Section 4

Section 4.11. Personally Significant Gift

All directors are required to make a personally significant annual gift to the Foundation. The “Give” threshold for directors is two thousand five hundred dollars (\$2,500). The Foundation shall reserve two (2) community director positions for board directors who have active board service and were current in their giving to the Foundation at the prior giving threshold of fifteen hundred dollars (\$1,500). Additionally, the Foundation will offer the community give threshold to two (2) Junior directors nominated from the Young Professionals Circle.

In addition to a personally significant contribution, directors are responsible for supporting fundraising efforts at the committee level. The “Get” threshold is determined by the goals of the fundraising committee.

Bylaws Update: Board Appointment

Amended and Restated Bylaws

Article 4.2

APPOINTMENT OF DIRECTORS

With the exception of Ex Officio Directors, who shall serve by virtue of their position with the District or Foundation, new Directors may be recommended by any other member of the Foundation's Board, as well as college staff, and community members. Directors must submit their recommendations to the **Development and Nominating Committee** for initial review. **The Nominee review will be based on criteria in the Board and Committee Member Nomination Process.** Candidates will be presented to the Executive Committee and after its review, the Executive Committee will forward its recommendation to the Board of Directors for appointment by majority vote of the Board members present at a duly noticed Board Meeting at which a quorum is present.



**College of the Canyons Foundation
Financial Statements
Fiscal Year 2024-2025
Period Ending: May 31, 2025**

Table of Contents

Financial Statements Overview	1
Financial Statements:	
Fund 82 - Program Fund	5
Fund 83 - Capital Campaigns Fund	6
Fund 84 - Expendable Scholarships Fund	7
Fund 85 - Major Gifts Fund	8
Fund 86 - Endowed Scholarships Fund	9
Fund 87 - Endowments Other Fund	10
Fund 88 - California Community Colleges Scholarship Awards Fund	11
Fund 89 - California Community Colleges Scholarship Endowment Fund	11
Disbursement Report - Fund 81	12
Disbursement Report - Fund 82 to Fund 89	15

College of the Canyons Foundation

Financial Statements Overview

Period Ending: May 31, 2025

Overview

The Adopted Budget included revenues of \$267,700 and expenses of \$267,500, with net revenue of \$200.

As of May 31, 2025, we are 92% of the way through the fiscal year. Both revenues and expenses are tracking below budget with revenues of \$221,406 at 83% and expenses of \$213,494 at 80% bringing the net revenue to \$7,912.

2024-25	Adopted Budget	YTD Actuals	Variance to Adopted Budget	Actuals as a % of Budget
Revenues	\$267,700	\$221,406	(\$46,294)	83%
Expenses	(\$267,500)	(\$213,494)	\$54,006	80%
Net Revenue	\$200	\$7,912	\$7,712	

Revenues

Revenues are at 83% of budget with the Golf Tournament held in October 2024 and Silver Spur held in May 2025.

Below are highlights of year to date revenues:

	Adopted Budget	Current Budget	5/31/25 Actuals	Variance of 5/31/25 Actuals to Current Budget	% to Current Budget
• Interest/Dividends: 3rd Qtr LACOE interest at 3.63%	\$5,000	\$5,000	\$4,212	(\$788)	84%
• Change in Life Insurance Cash Value: Annual year end adjustment from insurance statements	\$4,000	\$4,000	\$0	(\$4,000)	0%
• Change in Irrevocable Planned Gift Value: Annual year end adjustment from IRS table	\$700	\$700	\$0	(\$700)	0%
• Interfund Transfers: Fund 82 interest sweep	\$30,000	\$30,000	\$0	(\$30,000)	0%
• Interfund Transfers-Admin Fees: Admin fee on donations of \$20,000 and over	\$5,000	\$5,000	\$1,000	(\$4,000)	20%
• Annual Fund Appeal: Appeals sent in Fall and Spring to all constituents: alumni, board members, community members and friends	\$15,000	\$15,000	\$8,529	(\$6,471)	57%
• Development Fundraising: Community donations/payroll deductions	\$4,000	\$4,000	\$1,941	(\$2,059)	49%
• Alumni Development: Alumni outreach/events: 3x3 Basketball event held April 2025	\$4,000	\$4,000	\$2,940	(\$1,060)	74%
Subtotal	67,700	67,700	18,622	(49,078)	28%
Special Events					
• Golf Tournament: Event held November 2024	\$70,000	\$70,000	\$79,735	\$9,735	114%
• President's Circle: New memberships/renewals	\$50,000	\$50,000	\$12,874	(\$37,126)	26%
• Silver Spur: Event held May 2025	\$80,000	\$80,000	\$110,175	\$30,175	138%
Special Events Subtotal	\$200,000	\$200,000	\$202,784	\$2,784	101%
REVENUES TOTAL	\$267,700	\$267,700	\$221,406	(\$46,294)	83%

College of the Canyons Foundation

Financial Statements Overview

Period Ending: May 31, 2025

Expenses

Expenses are at 80% of budget with a number of variances both above and below budget due to timing. Below are highlights of year to date expenses:

	Adopted Budget	Current Budget	5/31/25 Actuals	Variance of 5/31/25 Actuals to Current Budget	% to Current Budget
• Salaries & Benefits					
o Classified Employee (Inc. Benefits): December - mid May payroll for Events & Marketing Coordinator	\$88,000	\$88,000	\$33,822	(\$54,178)	38%
o Short Term Employee (Inc. Benefits): Payroll for hourly employee	\$0	\$0	\$18,138	\$18,138	n/a
o Contract Services: Temporary staff through Street Consulting	\$0	\$0	\$11,771	\$11,771	n/a
Salaries & Benefits Subtotal:	\$88,000	\$88,000	\$63,731	(\$24,269)	72%
• Development Fundraising					
o Contract Services: Raisers Edge NXT subscription	\$11,200	\$11,200	\$9,499	(\$1,701)	85%
o Mileage: No expenses to date	\$500	\$500	\$0	(\$500)	0%
o Conferences: No expenses to date	\$2,000	\$2,000	\$0	(\$2,000)	0%
o Event/Meeting Attendance: Networking events: SCV Economic Outlook and SCV Chamber of Commerce	\$2,000	\$2,000	\$820	(\$1,180)	41%
o Memberships: SCV Chamber of Commerce	\$800	\$800	\$340	(\$460)	43%
o Advertising/Marketing: Constant Contact subscription	\$5,200	\$5,200	\$4,919	(\$281)	95%
o Board Designated: No expenses to date; Programs TBD	\$5,000	\$5,000	\$0	(\$5,000)	0%
o Other Expenses: Meetings and donor recognitions	\$9,500	\$9,500	\$6,229	(\$3,271)	66%
o Alumni Development: Insurance for Alumni Banner event, Board Holiday party and 3x3 Basketball event	\$4,000	\$4,000	\$752	(\$3,248)	19%
o Planned Giving: No expenses to date	\$4,000	\$4,000	\$0	(\$4,000)	0%
Development Fundraising Subtotal:	\$44,200	\$44,200	\$22,559	(\$21,641)	51%
• General Operations					
o Office Supplies: General office supplies	\$1,500	\$1,500	\$1,232	(\$268)	82%
o Contract Services: Financial advisor fees	\$15,000	\$15,000	\$12,170	(\$2,830)	81%
o Mileage: No expenses to date	\$200	\$200	\$0	(\$200)	0%
o Postage: Postage for mailings	\$600	\$600	\$350	(\$250)	58%
o Other Expenses: Bank fees, payroll fees, and board development/member meetings	\$5,500	\$5,500	\$4,231	(\$1,269)	77%
o Credit Card Fees: Merchant fees from July - May	\$8,000	\$8,000	\$9,364	\$1,364	117%
General Operations Subtotal:	\$30,800	\$30,800	\$27,347	(\$3,453)	89%
• Special Events					
o Golf Tournament: Event held October 2024	\$40,000	\$40,000	\$35,116	(\$4,884)	88%
o President's Circle: Advertising banner and member benefit	\$18,000	\$18,000	\$180	(\$17,820)	1%
o Silver Spur: Event held May 2025	\$45,000	\$45,000	\$61,561	\$16,561	137%
o Scholarly Presentation: Event held November 2024	\$1,500	\$1,500	\$3,000	\$1,500	200%
Special Events Subtotal:	\$104,500	\$104,500	\$99,857	(\$4,643)	96%
EXPENSES TOTAL	\$267,500	\$267,500	\$213,494	(\$54,006)	80%
NET REVENUE	\$200	\$200	\$7,912	\$7,712	

College of the Canyons Foundation

Financial Statements Overview

Period Ending: May 31, 2025

Special Events/Fundraising

Golf Tournament – Event held October 28, 2024						
	Adopted Budget	Current Budget	Actuals	Variance of Actuals to Current Budget	% of Budget	Achieved net income of \$14,619 above budget
Donor Contributions	\$70,000	\$70,000	\$79,735	\$9,735	114%	
Expenses	(\$40,000)	(\$40,000)	(\$35,116)	\$4,884	88%	
Net Income	\$30,000	\$30,000	\$44,619	\$14,619	149%	

President's Circle – Ongoing new memberships/renewals						
	Adopted Budget	Current Budget	Actuals	Variance of Actuals to Current Budget	% of Budget	No event held; Net income of (\$19,306) below budget
Donor Contributions	\$50,000	\$50,000	\$12,874	(\$37,126)	26%	
Expenses	(\$18,000)	(\$18,000)	(\$180)	\$17,820	1%	
Net Income	\$32,000	\$32,000	\$12,694	(\$19,306)	40%	

Silver Spur – Event held May 17, 2025						
	Adopted Budget	Current Budget	Actuals	Variance of Actuals to Current Budget	% of Budget	Revenues/expenses pending
Donor Contributions	\$80,000	\$80,000	\$110,175	\$30,175	138%	<u>Projected:</u> \$115,000 Revenues (\$ 64,000) Expenses \$ 51,000 Net Income
Expenses	(\$45,000)	(\$45,000)	(\$61,561)	(\$16,561)	137%	
Net Income	\$35,000	\$35,000	\$48,614	\$13,614	139%	

Scholarly Presentation – Event held November 21, 2024						
	Adopted Budget	Current Budget	Actuals	Variance of Actuals to Current Budget	% of Budget	Expenses for two presenter fees (used savings from prior fiscal year due to no presenter fees expensed)
Expenses	(\$1,500)	(\$1,500)	(\$3,000)	(\$1,500)	200%	

Fund/Cash Balance Reconciliation

• Budgeted Beginning Fund Balance at 7/1/24:	\$314,102	
• Fair Market Value Adjustment:	\$7,018	
• Net Revenue Below Budget at 5/31/25:	\$7,912	
	<u>Fund Balance at 5/31/25</u>	<u>\$329,032 123%</u>
• Fund Balance at 5/31/25:	\$329,032	
• Donated Life Insurance Cash Value: From annual statements (Booked at 6/30/11 per VTD, adjusted annually per insurance statements)	(\$99,181)	
• Irrevocable Planned Gift: Valued using IRS NPV rate calculation (Booked 6/30/21 per Eide Bailey, will be adjusted annually)	(\$33,290)	
• Accounts Receivable: LACOE 2024-25 3rd Qtr interest	(\$1,127)	
• Prepaid Expenses: 2025-26 Blackbaud software subscription and venue deposit for Golf Tournament	(\$17,050)	
	<u>Discretionary Cash Balance at 5/31/25</u>	<u>\$178,384 67%</u>

College of the Canyons Foundation

Financial Statements Overview

Period Ending: May 31, 2025

Fund Balances

Fund	Fund Description	Beginning Fund Balance at 7/1/24	Ending Fund Balance at 5/31/25	YTD Variance
Fund 81	Operating Fund	\$314,102	\$329,032	\$14,930
Fund 82	Program Fund	\$1,958,121	\$2,070,918	\$112,797
Fund 83	Capital Campaigns	\$9	\$9	\$0
Fund 84	Expendable Scholarships	\$662,273	\$832,410	\$170,137
Fund 85	Major Gifts	\$4,674	\$4,998	\$324
Fund 86	Endowed Scholarships	\$1,270,067	\$1,384,668	\$114,601
Fund 87	Endowments	\$1,047,070	\$1,076,333	\$29,263
Fund 88	OSHER - CCC Scholarships	\$247,838	\$226,503	(\$21,335)
Fund 89	OSHER - CCC Endowments	\$1,041,613	\$1,041,613	\$0
Total for Funds 81 - 89		\$6,545,767	\$6,966,484	\$420,717

Raymond James Investments

May 31, 2025			
	Endowed Scholarships (Fund 86) <i>Inception Date: 6/17/15</i>	Other Endowments (Fund 87) <i>Inception Date: 12/18/14</i>	Sati & Ram Manvi Trust (Fund 86) <i>Inception Date: 11/30/22</i>
Original Contributions	\$280,000	\$380,000	\$582,056
Total Contributions Life to Date	\$699,392	\$989,083	\$613,201
Investment Value at 6/30/24	\$797,494	\$1,111,142	\$675,364
Additional Contributions in 2024-25	\$16,175	\$27,321	\$31,145
Investment Value at 5/31/25	\$884,396	\$1,238,063	\$742,935
<u>Unrealized Gain</u>			
Life to Date			
Net Gain/(Loss)	\$185,004	\$248,980	\$129,734
Percent Increase/(Decrease)	26.45%	25.17%	21.16%
Fiscal Year to Date 7/1/24 - 5/31/25			
Unrealized Gain/(Loss)	\$70,727	\$99,600	\$36,426
Percent Increase/(Decrease)	2.23%	3.26%	5.13%
<u>Realized Dividends</u>	(Fund 84 - LACOE)	(Fund 82 - LACOE)	(Fund 84 - LACOE)
Life to Date Dividends at 6/30/24	\$148,004	\$174,010	\$23,498
Fiscal Year to Date 7/1/24 - 5/31/25			
Dividends Received	\$16,652	\$19,895	\$12,071
Realized Dividends Total at 5/31/25	\$164,656	\$193,905	\$35,569

College of the Canyons Foundation

Financial Statements

Period Ending: May 31, 2025

Fund 82 - Program Fund:

Instructional Programs, various Campus Departments and Clubs, and Athletic Support

	24/25 Fundraising Goals	YTD Actual as of 5/31/25	Amount of Fund Raising Goal over(under)	% of Fundraising Goal Achieved
<u>Revenues</u>				
Interest Income and Other				
LACOE Interest- Programmatic Funds (82)	-	50,168.03	50,168.03	a
LACOE Interest - Endowments Other** (87)	-	70.03	70.03	b
Dividends/Realized Gains - Endowments Other** (87)	-	19,895.34	19,895.34	b
Unrealized Gains/Losses (87)	-	-	-	b
Transfer to POA from PAC Endowment Interest	-	3,000.00	3,000.00	
Transfer to Athletic Hall of Fame from Men's Basketball	-	150.00	150.00	
Transfer to Golf Department from Fund 81 Golf Tournament	-	2,000.00	2,000.00	
Subtotal: Interest Income and Other	-	75,283.40	75,283.40	
Foundation Fundraising Programs				
Advanced Technology Center	1,000,000.00	-	(1,000,000.00)	
BANC - Basic Needs Center	72,500.00	3,103.00	(69,397.00)	4.28%
Foundation Mini Grant Program	-	20,000.00	20,000.00	
Cougar Club	-	-	-	
Cougars Care Emergency Grant	10,000.00	2,025.00	(7,975.00)	
Dr. Van Hook Innovation Award	-	-	-	
Patrons of the Arts	25,000.00	15,890.08	(9,109.92)	63.56%
Roger Van Hook Raising the Bar	25,000.00	1,240.00	(23,760.00)	4.96%
Subtotal: Foundation Supported Programs	1,132,500.00	42,258.08	(1,090,241.92)	3.73%
General Programs				
All Other Instructional Programs	55,000.00	47,372.03	(7,627.97)	86.13%
All Other Campus Depts/Clubs	100,000.00	73,134.88	(26,865.12)	73.13%
Athletics - all teams	10,000.00	37,525.62	27,525.62	375.26%
Subtotal: General Programs	165,000.00	158,032.53	(6,967.47)	95.78%
Subtotal Fundraising and General Programs	1,297,500.00	200,290.61	(1,097,209.39)	15.44%
Total Revenues	1,297,500.00	275,574.01	(1,021,925.99)	21.24%

Expenses

Instructional Programs - Expenses	56,665.65
Campus Depts/Clubs - Expenses	127,355.35
Athletics - Expenses	40,026.64
Interest - PAC Endowment	-
Transfer from PAC Endowment Interest to POA	3,000.00
Transfer from COC Endowment Interest to COC Endowment-Fund 87	9,450.96
Transfer from Academic Senate to Emeriti Scholarship-Fund 84	1,058.07
Transfer from Men's Basketball to Athletic Hall of Fame	150.00
Transfer from Foundation Mini Grant to Admin Fee-Fund 81	1,000.00
Total Expenses	238,706.67
Net Income	36,867.34

Fund Balance Summary

Beginning Fund Balance	1,958,120.58
Net Income/(Loss)	36,867.34
Fair Market Value Adj on Cash in County	75,930.00
Ending Fund Balance	2,070,917.92 *

***Fund Balance**

Foundation Fundraising Programs	611,007.09
General Programs	1,459,910.83
	2,070,917.92

***Fund Balance by Balance Sheet Accounts**

Cash from Donations	1,616,535.07
Cash from Interest Earned at LACOE	176,144.75
Unrealized Gain/(Loss) - Fund 87 Endowment Invested at Raymond James	149,380.21
Board Designated - Roger Van Hook Raising the Bar	23,649.00
Interest Receivable	16,012.56
Pledges Receivable	89,196.33
	2,070,917.92

** Due to FAS117-1, all Fund 87 (Endowed Other) accumulated interest and current year interest earnings are recorded in Fund 82, a temporarily restricted fund.

College of the Canyons Foundation

Financial Statements

Period Ending: May 31, 2025

Fund 83 - Capital Campaigns Fund:

Funds donated to assist with the construction of capital projects

	24/25 Fundraising Goals	YTD Actual as of 5/31/25	Remaining Fund Raising Goal vs YTD
<u>Revenues</u>			
LACOE Interest	-	0.25	
Total Revenues	-	0.25	-
<u>Expenses</u>			
Capital Campaign	-	-	
Total Expenses	-	-	
Net Income	-	0.25	

Fund Balance Summary

Beginning Fund Balance	8.78
Net Income	0.25
Ending Fund Balance	9.03 *

***Fund Balance Summary by Balance Sheet Accounts**

Cash	8.95
Interest Receivables	0.08
Ending Fund Balance	9.03

***Fund Balance Summary by Campaign**

Culinary Contributions from inception to date	897,883.99	**
Interest Earned	6,056.46	
Pledge Discounts/Bank Fees/Pledge Allowance	(4,541.50)	
Admin Fees	(32,750.00)	
Funds Transferred to District for Construction	(866,639.92)	
Ending Fund Balance	9.03	

** Note that Fund 81 also provided \$50,000 to the District through Board Designated

College of the Canyons Foundation

Financial Statements

Period Ending: May 31, 2025

Fund 84 - Expendable Scholarships Fund:

Scholarships are awarded from the principal balance of the fund. Donors may establish these funds with a minimum gift of \$500 or may pledge to designate a scholarship with a gift of \$100 and make pledge payments to build it to \$500 within 12 months. Donors may elect to maintain these funds over time by making continuing gifts. Note that this fund also includes Osher Expendable Scholarships from the initial Osher gift to FCCC.

	24/25 Fundraising Goals	YTD Actual as of 5/31/25	Remaining Fund Raising Goal vs YTD
<u>Revenues</u>			
LACOE Interest - Expendable Scholarships	-	14,109.21	
LACOE Interest - Endowed Scholarships ****(86)	-	36.24	
Dividends/Realized Gains - Endowed Scholarships ****(86)	-	16,651.67	
Dividends/Realized Gains - Manvi Trust ****(86)	-	12,070.85	
Transfer from Academic Senate to Emeriti Scholarship	-	1,058.07	
Donor Contributions to Scholarships			
External 3rd Party Scholarships**	65,000.00	193,757.90	-
Osher Expendable Scholarships	-	21,750.00	
All Other New & Existing Expendable Scholarships	150,000.00	112,957.24	(37,042.76)
Total Revenues	215,000.00	372,391.18	-
<u>Expenses</u>			
External 3rd Party Scholarships**		194,288.85	
Osher Expendable Scholarship Expenses		24,650.00	
All Other Expendable Scholarship Expenses***		4,476.89	
Endowed Scholarship Expenses		1,000.00	
Total Expenses		224,415.74	
Net Income		147,975.44	

Fund Balance Summary

Beginning Fund Balance	662,273.33
Net Income	147,975.44
Fair Market Value Adj on Cash in County	22,161.00
Ending Fund Balance	832,409.77 *

***Fund Balance Summary by Balance Sheet Accounts**

Cash from Donations	532,769.18
Cash from Interest Earned at LACOE	91,046.66
Unrealized Gain/(Loss) Fund 86 Endowed Investments - Raymond James	207,584.69
Interest Receivable	5,009.24
Scholarships Due to Students	(4,000.00)
Ending Fund Balance	832,409.77

Included in fund balance:	
Fd 84 LTD LACOE interest for exp sch. funds	100,318.30
Fd 86 - LTD div/unrealized gains for Endowed sch.	183,920.36
Fd 86 Manvi Trust - LTD div/unrealized gains	120,554.22

**External 3rd Party Scholarships does not include any Foundation fundraising efforts. Third party donors to aid students.

***Includes scholarship awards and external 3rd party scholarships which is a check received by the Foundation from the Financial Aid office ear-marked for a specific student.

****Due to FAS117-1, all Fund 86 (Endowed Scholarships) accumulated interest, current year interest earnings and current year scholarships awarded are recorded in Fund 84, a temporarily restricted fund.

College of the Canyons Foundation

Financial Statements

Period Ending: May 31, 2025

Fund 85 - Major Gifts Fund:

Large gifts that can either be restricted or designated to wherever the need is greatest.

	24/25 Fundraising Goals	YTD Actual as of 5/31/25	Remaining Fund Raising Goal vs YTD
<u>Revenues</u>			
LACOE Interest	-	140.49	
Total Revenues	-	140.49	-
<u>Expenses</u>			
Major Gifts		-	
Alumni Software		-	
Total Expenses		-	
Net Income		140.49	

Fund Balance Summary

Beginning Fund Balance	4,673.85
Net Income	140.49
Fair Market Value Adj on Cash in County	184.00
Ending Fund Balance	4,998.34 *

***Fund Balance Summary by Balance Sheet Accounts**

Cash	4,953.85
Interest Receivables	44.49
Ending Fund Balance	4,998.34

College of the Canyons Foundation

Financial Statements

Period Ending: May 31, 2025

Fund 86 - Endowed Scholarships Fund:

Endowed scholarship funds are permanently restricted donations, the principal of which cannot be expended. Scholarships are awarded from the annual interest earned on the principal of donations. Interest earnings and scholarship payments are recorded in Fund 84 per FAS117-1. Endowed scholarships are established with a minimum of \$10,000 per policy.

(Note: Bernard Osher Endowed Scholarships are recorded in Fund 89)

	24/25 Fundraising Goals	YTD Actual as of 5/31/25	Remaining Fund Raising Goal vs YTD
<u>Revenues</u>			
Donor Contributions to Scholarships			
New & Existing Endowed Scholarships	50,000.00	113,745.00	-
Total Revenues	50,000.00	113,745.00	-
<u>Expenses</u>			
Endowed Scholarship Expenses		-	
Total Expenses		-	
Net Income		113,745.00	

Fund Balance Summary

Beginning Fund Balance	1,270,066.91
Net Income	113,745.00
Fair Market Value Adj on Cash in County	856.00
Ending Fund Balance	1,384,667.91 *

***Fund Balance Summary by Balance Sheet Accounts**

LACOE - Cash held in county treasury	69,425.00
Raymond James - Brokerage account	1,312,593.59
Pledges Receivable	2,649.32
	1,384,667.91

College of the Canyons Foundation

Financial Statements

Period Ending: May 31, 2025

Fund 87 - Endowments - Other:

Endowed other funds are permanently restricted for earmarked programs, currently Library, PAC, Track, Agajanian, TLC LAB, POA, and COC Foundation.

	24/25 Fundraising Goals	YTD Actual as of 5/31/25	Remaining Fund Raising Goal vs YTD
<u>Revenues</u>			
Donor Contributions to Endowments			
Advanced Technology Center Endowment	-	-	
Performing Arts Center Endowment	-	-	
COC Foundation Endowment	100,000.00	525.00	
John Turturro Architecture & Interior Design	-	17,550.00	
Transfer in from COC Foundation Endowment Interest	-	9,450.96	
Total Revenues	100,000.00	27,525.96	-
<u>Expenses</u>			
COC Foundation Endowment		-	
Total Expenses		-	
Net Income		27,525.96	

Fund Balance Summary

Beginning Fund Balance	1,047,069.76
Net Income	27,525.96
Fair Market Value Adj on Cash in County	1,737.00
Ending Fund Balance	1,076,332.72 *

***Fund Balance Summary by Balance Sheet Accounts**

LACOE - Cash held in county treasury	205.00
Raymond James - Brokerage account	989,082.68
Pledges Receivable	87,045.04
	1,076,332.72

Library	240,052.76
PAC	302,912.68
Track	16,864.49
Agajanian	14,246.75
TLC	3,181.73
Learning Resource	4,147.70
POA	130,000.00
COC Foundation	209,975.96
Adv Tech Center	92,045.04
M.Jenkins Leadership	45,355.61
J. Turturro Arch & Int Des	17,550.00
	1,076,332.72

* Expenses related to the restricted purpose of the donation can be utilized from the annual interest earned on the fund (recorded in Fund 82).

College of the Canyons Foundation

Financial Statements

Period Ending: May 31, 2025

Fund 88 - California Community Colleges Scholarship Awards:

The California Community Colleges (CCC) Scholarship Endowment program being administered by the Foundation for California Community Colleges (FCCC) guarantees a minimum scholarship payment of 5% on both the COC Foundation donations (recorded in Fund 89) and the CCC match dollars.

	24/25 Fundraising Goals	YTD Actual as of 5/31/25	Remaining Fund Raising Goal vs YTD
<u>Revenues</u>			
LACOE Interest	-	(0.01)	
Recognize Receipt of Osher Scholarship Contribution	91,350.00	91,350.00	-
Total Revenues	91,350.00	91,349.99	-
<u>Expenses</u>			
Osher Student Scholarships		113,100.00	
Total Expenses		113,100.00	
Net Income		<u>(21,750.01)</u>	

Fund Balance Summary

Beginning Fund Balance	3,281.66
Net Income/(Loss)	(21,750.01)
Assets Held by Others - FCCC Endowed Scholarship	244,556.84 **
Fair Market Value Adj on Cash in County	415.00
Ending Fund Balance	<u>226,503.49 *</u>

***Fund Balance Summary by Balance Sheet Accounts**

Cash	(10,803.35)
Assets Held by Others - FCCC Endowed Scholarship	237,306.84 **
Interest Receivables	-
Ending Fund Balance	<u>226,503.49</u>

** New accounting treatment to reflect fair market value of ending balance of Osher funds held by the FCCC.

Fund 89 - California Community Colleges Scholarship Endowment:

The donors contribution remains on the COC Foundation accounting records, but is invested by the FCCC. Scholarship payments are recorded in Fund 88.

Fund Balance Summary

Beginning Fund Balance	1,041,613.36
Revenue - FCCC Scholarship Contribution	-
Ending Fund Balance	<u>1,041,613.36</u>

College of the Canyons Foundation**Fund 81 - Operating Fund****Disbursement Report**

Period Covered: April 2025 - May 2025

Payee	Date	Description	Account	Amount
Payroll	04/10/2025	Events & Marketing Coordinator Salary & Benefits	Various	3,656.94
Payroll	04/25/2025	Events & Marketing Coordinator Salary & Benefits	Various	3,663.70
Payroll	05/09/2025	Events & Marketing Coordinator Salary & Benefits	Various	3,656.94
Payroll	05/23/2025	Events & Marketing Coordinator Salary & Benefits	Various	3,663.70
Quartermaster	05/31/2025	Payroll Fees: April - May	81-65890-00-930006-1000	152.32
US Bank	05/31/2025	Credit Card Merchant Fees: April - May	81-65895-00-930006-1000	3,372.19
Abate	05/31/2025	District Reimbursement for CalPERS	81-53220-00-930000-1000	(1,034.92)
Total disbursements from Journal Entries and Cash Sessions				17,130.87
Total disbursements from Paid Vouchers Register (activities listed on the attached report)				49,487.42
TOTAL DISBURSEMENTS				66,618.29

College of the Canyons Foundation
Fund 81 - Operating Fund
Paid Vouchers Register
Period Starting: 04/01/2025 - Period Ending: 05/31/2025

Payee	Date	Description	Account Number	Amount	Expense Category	Activity
Ashley J. Bassett	05/05/2025	FNDT C25-050, CLASSIFIED AWARD	81-65890-00-930006-1000	100.00	OTHER EXPENSES	FOUNDATION GENERAL OPERATIONS
		Ashley J. Bassett Total		100.00		
Brooke Edwards	05/16/2025	FNDT C25-046, SILVER SPUR PHOTOGRAPHER	81-65890-00-940003-1000	1,125.00	OTHER EXPENSES	SILVER SPUR
		Brooke Edwards Total		1,125.00		
Caroline Escobar	05/16/2025	FNDT C25-045, SILVER SPUR FLOWERS	81-65890-00-940003-1000	1,800.00	OTHER EXPENSES	SILVER SPUR
		Caroline Escobar Total		1,800.00		
Edwin Bizarro	05/05/2025	FNDT C25-051, CLASSIFIED AWARD	81-65890-00-930006-1000	100.00	OTHER EXPENSES	FOUNDATION GENERAL OPERATIONS
		Edwin Bizarro Total		100.00		
John M. Proulx	05/16/2025	FNDT C25-053, SILVER SPUR PIANO PLAYER	81-65890-00-940003-1000	600.00	OTHER EXPENSES	SILVER SPUR
		John M. Proulx Total		600.00		
Kim Kuroswky	05/29/2025	FNDT C25-058, SCHOLARSHIP RECEPTION BALLOONS	81-65890-00-930006-1000	241.45	OTHER EXPENSES	FOUNDATION GENERAL OPERATIONS
		Kim Kuroswky Total		241.45		
Lisette Godinez	05/05/2025	FNDT C25-047, CLASSIFIED AWARD	81-65890-00-930006-1000	300.00	OTHER EXPENSES	FOUNDATION GENERAL OPERATIONS
		Lisette Godinez Total		300.00		
Meredith Hamilton	05/05/2025	FNDT C25-049, CLASSIFIED AWARD	81-65890-00-930006-1000	100.00	OTHER EXPENSES	FOUNDATION GENERAL OPERATIONS
		Meredith Hamilton Total		100.00		
Michelle Goodman	05/05/2025	FNDT C25-052, CLASSIFIED AWARD	81-65890-00-930006-1000	100.00	OTHER EXPENSES	FOUNDATION GENERAL OPERATIONS
		Michelle Goodman Total		100.00		
Pacific Huntington Hotel Corp	04/14/2025	FNDT C25-039, SILVER SPUR VENUE	81-65890-00-940003-1000	14,900.00	OTHER EXPENSES	SILVER SPUR
Pacific Huntington Hotel Corp	05/16/2025	FNDT C25-055, SILVER SPUR VENUE	81-65890-00-940003-1000	22,359.15	OTHER EXPENSES	SILVER SPUR
		Pacific Huntington Hotel Corp Total		37,259.15		
Raul H. Quiroz	05/13/2025	FNDT C25-040, SCHOLARSHIP CELEBRATION CATERING	81-65890-00-930006-1000	2,092.90	OTHER EXPENSES	FOUNDATION GENERAL OPERATIONS
		Raul H. Quiroz Total		2,092.90		
Raymond James Financial	05/01/2025	FNDT C25-042, FEES	81-65130-00-930006-1000	929.24	CONTRACT SERVICES	FOUNDATION GENERAL OPERATIONS
Raymond James Financial	05/02/2025	FNDT C25-043, FEES	81-65130-00-930006-1000	768.32	CONTRACT SERVICES	FOUNDATION GENERAL OPERATIONS
Raymond James Financial	05/02/2025	FNDT C25-044, FEES	81-65130-00-930006-1000	1,327.12	CONTRACT SERVICES	FOUNDATION GENERAL OPERATIONS
		Raymond James Financial Total		3,024.68		
Robert A Kerl Jr	05/20/2025	FNDT C25-056, SILVER SPUR PROGRAM BINDING	81-65890-00-940003-1000	253.77	OTHER EXPENSES	SILVER SPUR
		Robert A Kerl Jr Total		253.77		
The Trophy Emporium	04/14/2025	FNDT C25-038, NAME TAGS	81-64550-00-930006-1000	57.49	NON-INSTR. SUPPLIES	FOUNDATION GENERAL OPERATIONS
		The Trophy Emporium Total		57.49		
Wells Fargo	04/21/2025	ACCT#0083, OFFICE SUPPLIES	81-64550-00-930006-1000	12.94	NON-INSTR. SUPPLIES	FOUNDATION GENERAL OPERATIONS
Wells Fargo	04/21/2025	ACCT#7835, SCV CHAMBER OF COMMERCE EVENT	81-65222-00-930004-1000	30.00	EVENT/MTG ATTENDANCE	DEVELOPMENT FUNDRAISING
Wells Fargo	04/21/2025	ACCT#0083, BOARD MEETING REFRESHMENTS	81-65890-00-930006-1000	30.97	OTHER EXPENSES	FOUNDATION GENERAL OPERATIONS
Wells Fargo	04/21/2025	ACCT#7835, SILVER SPUR INVITATIONS	81-65890-00-940003-1000	45.54	OTHER EXPENSES	SILVER SPUR
Wells Fargo	04/21/2025	ACCT#7835, BOARD MEMBER ORIENTATION FOOD	81-65890-00-930006-1000	93.80	OTHER EXPENSES	FOUNDATION GENERAL OPERATIONS
Wells Fargo	04/21/2025	ACCT#7835, MEETINGS AND DATA SUBSCRIPTION	81-65890-00-930004-1000	169.70	OTHER EXPENSES	DEVELOPMENT FUNDRAISING
Wells Fargo	04/21/2025	ACCT#7835, WATER AND OFFICE SUPPLIES	81-64550-00-930006-1000	170.87	NON-INSTR. SUPPLIES	FOUNDATION GENERAL OPERATIONS
Wells Fargo	04/21/2025	ACCT#7835, CONSTANT CONTACT SUBSCRIPTION	81-65860-00-930004-1000	289.00	ADVERTISING	DEVELOPMENT FUNDRAISING
Wells Fargo	04/21/2025	ACCT#0083, MEETINGS	81-65890-00-930004-1000	360.76	OTHER EXPENSES	DEVELOPMENT FUNDRAISING
Wells Fargo	04/21/2025	ACCT#0083, SILVER SPUR STAMPS	81-65890-00-940003-1000	394.44	OTHER EXPENSES	SILVER SPUR
Wells Fargo	05/20/2025	ACCT#0083, BASKETBALL TOURNAMENT REFRESHMENTS	81-65890-00-930001-1000	41.20	OTHER EXPENSES	ALUMNI DEVELOPMENT
Wells Fargo	05/20/2025	ACCT#7835, VALLEY INDUSTRIAL EVENT	81-65222-00-930004-1000	45.00	EVENT/MTG ATTENDANCE	DEVELOPMENT FUNDRAISING
Wells Fargo	05/20/2025	ACCT#0083, VALLEY INDUSTRIAL EVENT	81-65222-00-930004-1000	45.00	EVENT/MTG ATTENDANCE	DEVELOPMENT FUNDRAISING
Wells Fargo	05/20/2025	ACCT#0083, MEETINGS	81-65890-00-930004-1000	80.00	OTHER EXPENSES	DEVELOPMENT FUNDRAISING
Wells Fargo	05/20/2025	ACCT#7835, WATER AND OFFICE SUPPLIES	81-64550-00-930006-1000	100.82	NON-INSTR. SUPPLIES	FOUNDATION GENERAL OPERATIONS

College of the Canyons Foundation

Fund 81 - Operating Fund

Paid Vouchers Register

Period Starting: 04/01/2025 - Period Ending: 05/31/2025

Payee	Date	Description	Account Number	Amount	Expense Category	Activity
Wells Fargo	05/20/2025	ACCT#7835, MEETINGS AND DATA SUBSCRIPTION	81-65890-00-930004-1000	133.94	OTHER EXPENSES	DEVELOPMENT FUNDRAISING
Wells Fargo	05/20/2025	ACCT#7835, CONSTANT CONTACT SUBSCRIPTION	81-65860-00-930004-1000	289.00	ADVERTISING	DEVELOPMENT FUNDRAISING
Wells Fargo Total				2,332.98		
Grand Total				49,487.42		

College of the Canyons Foundation

Fund 82 - Fund 89

Disbursement Report

Period Covered: April 2025 - May 2025

Payee	Date	Fund	Account Name	Description	Amount
Wells Fargo - ARC Valencia	05/20/2025	82	ARCHITECTURE & INTERIOR DESIGN	J. Tuturro Lab Naming Digital Prints	306.91
Wells Fargo - Santa Fe Brewing	04/21/2025	82	ATHLETIC HALL OF FAME PROJECT	2025 Hall of Fame Keg	193.50
Wells Fargo - Sam's Club	04/21/2025	82	ATHLETIC HALL OF FAME PROJECT	2025 Hall of Fame Alcohol	87.69
Wells Fargo - Walmart	04/21/2025	82	ATHLETIC HALL OF FAME PROJECT	2025 Hall of Fame Alcohol/Napkins/Sterno Flames	93.06
Wells Fargo - Wood Ranch	04/21/2025	82	ATHLETIC HALL OF FAME PROJECT	2025 Hall of Fame Catering	1,468.75
Wells Fargo - American Assoc. for Paraleg	05/01/2025	82	PARALEGAL STUDIES	LEX Honoree Memberships	950.00
Porto's Bakery - D. Mahoney	05/01/2025	82	PATRONS OF THE ARTS	POA Pre-Show Refreshments	71.75
Wells Fargo - Sam's Club	04/21/2025	82	PATRONS OF THE ARTS	Art Gallery Refreshments	79.59
Wells Fargo - Porto's Bakery	04/21/2025	82	PATRONS OF THE ARTS	Pre-Show Refreshments	111.93
Wells Fargo - Sam's Club	04/21/2025	82	PATRONS OF THE ARTS	Pre-Show Alcohol	48.53
Wells Fargo - Sprouts	04/21/2025	82	PATRONS OF THE ARTS	Pre-Show Refreshments	84.98
Wells Fargo - Sprouts	05/20/2025	82	PATRONS OF THE ARTS	Pre-Show Refreshments	49.99
Wells Fargo - Kindred Spirits	05/20/2025	82	PATRONS OF THE ARTS	Going Away Celebration Refreshments for Dean	219.34
Wells Fargo - Total Wine	05/20/2025	82	PATRONS OF THE ARTS	Going Away Gift for Dean	49.46
Total disbursements from Journal Entries and Check Requests					3,815.48
Transfer from Foundation Mini Grant to Admin Fee					1,000.00
Transfer from Academic Senate to Emeriti Scholarships					1,058.07
Transfer from COC Endowment Interest to COC Endowment					9,450.96
Cancellation of Check to Downtown Hospitality Group					(3,000.00)
Total disbursements from Special Grants Register (activities listed on the attached report)					84,613.62
TOTAL DISBURSEMENTS					96,938.13

College of the Canyons Foundation
Fund 82 - Fund 89
Special Grants Register
Period Starting: 04/01/2025 - Period Ending: 05/31/2025

Date	Account Name	Payee	Description	Amount	Account Total
FUND 82					
<u>INSTRUCTIONAL PROGRAMS</u>					
04/25/2025	CULINARY ARTS	Michelle Lynn Razzano	Pizza for Lunch & Discussion	213.91	
05/29/2025	CULINARY ARTS	Chefswarehouse West Coast	Food for Taste of the Town	369.51	
05/29/2025	CULINARY ARTS	Worldwide Produce	Food for Taste of the Town	443.15	
			CULINARY ARTS Total		1,026.57
05/13/2025	KEVIN JENKINS MEMORIAL FUND	Epic Layers Inc.	Guest Speaker for Keven Jenkins Memorial Lecture	600.00	
			KEVIN JENKINS MEMORIAL FUND Total		600.00
05/16/2025	MEDICAL LABORATORY TECH. PROG	College of the Canyons	Chemistry Analyzer for MLT	18,962.72	
			MEDICAL LABORATORY TECH. PROG Total		18,962.72
05/27/2025	VAPA PERCUSSION PROGRAM FUND	Alan M. Bruni	Facilitator for Drum Circle	250.00	
			VAPA PERCUSSION PROGRAM FUND Total		250.00
			INSTRUCTIONAL PROGRAMS TOTAL		20,839.29
<u>CAMPUS DEPARTMENTS AND CLUBS</u>					
04/17/2025	ALPHA DELTA NU	Jim Coleman, Ltd.	Pins for Nursing Honor Society	465.00	
05/13/2025	ALPHA DELTA NU	Gaspard Ltd	Cords for Nursing Honor Society	707.63	
			ALPHA DELTA NU Total		1,172.63
05/13/2025	CANYON COUNTRY CAMPUS	Maria T. Sanchez	Pizza for Star Party	109.20	
05/16/2025	CANYON COUNTRY CAMPUS	Anthony Michaelides	Water for Star Party	14.59	
			CANYON COUNTRY CAMPUS Total		123.79
04/14/2025	CLASSIFIED SENATE	College of the Canyons	Banners for Canyons Care	22.34	
04/14/2025	CLASSIFIED SENATE	Joanna C. Kelly	Pots for New Classified Employee Gifts	72.24	
			CLASSIFIED SENATE Total		94.58
04/14/2025	EMPLOYMENT CENTER	College of the Canyons	Golf Cart for Employment Center	7,457.51	
05/02/2025	EMPLOYMENT CENTER	Alexandra Y. Baghestani	Cover for Golf Cart	67.76	
05/02/2025	EMPLOYMENT CENTER	Alexandra Y. Baghestani	Refreshments for March Resume Madness	36.78	
05/02/2025	EMPLOYMENT CENTER	Alexandra Y. Baghestani	Refreshments for Santa Clarita Job Fair	318.07	
05/13/2025	EMPLOYMENT CENTER	Alexandra Y. Baghestani	Refreshments for Santa Clarita Job Fair	52.20	
05/13/2025	EMPLOYMENT CENTER	Hiba Edgheim	Lunch & Gift Cards for Santa Clarita Job Fair	2,318.86	
05/16/2025	EMPLOYMENT CENTER	Coffee Kiosk	Coffee for Santa Clarita Job Fair	600.00	
			EMPLOYMENT CENTER Total		10,851.18
05/02/2025	FOUNDATION MINI GRANT	Brittany Applen	Supplies for Disconnect to Reconnect	251.13	
05/02/2025	FOUNDATION MINI GRANT	Amy A. Foote	Supplies for MESA Skills Lab Initiative	948.99	
			FOUNDATION MINI GRANT Total		1,200.12
05/02/2025	FUNDS FOR THE FUTURE	Caroline Escobar	Flowers for Family of Community Member	150.00	
			FUNDS FOR THE FUTURE Total		150.00
05/05/2025	GLORIA JACKSON MEMORIAL FUND	Blanca Schreier	Award for Classified Appreciation	100.00	
			GLORIA JACKSON MEMORIAL FUND Total		100.00
05/13/2025	MESA PROGRAM	Alonso Munoz	Student Award	250.00	
05/13/2025	MESA PROGRAM	Daniel Begel	Student Award	250.00	
05/13/2025	MESA PROGRAM	Juliana Teresa Susas	Student Award	250.00	
05/13/2025	MESA PROGRAM	Marina Nasr	Student Award	250.00	
			MESA PROGRAM Total		1,000.00
04/17/2025	NATIONAL STUDENT NURSE ASSOC	COC Associated Students	Trf to ASG for Pinning Ceremony	2,500.00	
05/16/2025	NATIONAL STUDENT NURSE ASSOC	Alexa Gabrielle Empleo	Student Award	100.00	
05/16/2025	NATIONAL STUDENT NURSE ASSOC	Kayle Isabelle Siccuan	Student Award	100.00	
05/16/2025	NATIONAL STUDENT NURSE ASSOC	Lizbeth Arellano	Student Award	100.00	
05/16/2025	NATIONAL STUDENT NURSE ASSOC	Shanice Chelsea Conson	Student Award	100.00	
05/16/2025	NATIONAL STUDENT NURSE ASSOC	Taylor R. Roberge	Student Award	100.00	
			NATIONAL STUDENT NURSE ASSOC Total		3,000.00
04/14/2025	PATRONS OF THE ARTS	College of the Canyons	Student Sponsorship for Concert	300.00	
04/14/2025	PATRONS OF THE ARTS	Juliana Rivas	Travel Stipend for Sponsored Student	500.00	
04/14/2025	PATRONS OF THE ARTS	Maddy Hollingshead	Travel Stipend for Sponsored Student	600.00	
04/14/2025	PATRONS OF THE ARTS	Max Mendoza	Travel Stipend for Sponsored Student	600.00	
04/17/2025	PATRONS OF THE ARTS	College of the Canyons	Student Sponsorship for Master Class	7,500.00	
04/17/2025	PATRONS OF THE ARTS	College of the Canyons	Student Sponsorship for Concert	1,595.00	
04/25/2025	PATRONS OF THE ARTS	College of the Canyons	Student Sponsorship for Comedy Show	504.00	
05/20/2025	PATRONS OF THE ARTS	Jennifer Overdevest	Refreshments for MEA Multimedia Showcase	546.09	
			PATRONS OF THE ARTS Total		12,145.09
04/14/2025	VETERAN'S ALLIANCE ORG (VALOR)	Ruth S. Rassool	Supplies for SCV Book Festival	58.99	
05/16/2025	VETERAN'S ALLIANCE ORG (VALOR)	Gold Metropolitan Media	Banner for SCV Book Festival	900.03	
05/16/2025	VETERAN'S ALLIANCE ORG (VALOR)	Kim Kuroswky	Balloons for SCV Book Festival	290.84	
05/16/2025	VETERAN'S ALLIANCE ORG (VALOR)	Via Promotionals, Inc.	Supplies for SCV Book Festival	1,000.37	
			VETERAN'S ALLIANCE ORG (VALOR) Total		2,250.23
04/14/2025	VOLUNTEER BUREAU & STUDENT EMP	Yasser Issa	Gift Card for Employee of the Month	50.00	
			VOLUNTEER BUREAU & STUDENT EMP Total		50.00
			CAMPUS DEPARTMENTS AND CLUBS TOTAL		32,137.62
<u>ATHLETICS</u>					
04/14/2025	ATHLETIC HALL OF FAME PROJECT	Chad A. Peters	Lunch for Hall of Fame Committee	307.52	
04/01/2025	ATHLETIC HALL OF FAME PROJECT	SMI Awards, LLC	Watches for Hall of Fame Inductees	705.51	
			ATHLETIC HALL OF FAME PROJECT Total		1,013.03
04/14/2025	FOOTBALL	COC Associated Students	Trf to ASG for Expenses	1,200.00	
			FOOTBALL Total		1,200.00
			ATHLETICS TOTAL		2,213.03
			FUND 82 - GRAND TOTAL		55,189.94

College of the Canyons Foundation

Fund 82 - Fund 89

Special Grants Register

Period Starting: 04/01/2025 - Period Ending: 05/31/2025

Date	Account Name	Payee	Description	Amount	Account Total
FUND 84					
<u>EXPENDABLE SCHOLARSHIPS</u>					
05/16/2025	EXPENDABLE SCHOLARSHIPS	College of the Canyons	Student Scholarships	500.00	
04/01/2025	EXTERNAL 3RD PARTY SCHOLARSHIPS	College of the Canyons	Student Scholarships	500.00	
04/25/2025	EXTERNAL 3RD PARTY SCHOLARSHIPS	College of the Canyons	Student Scholarships	1,000.00	
04/25/2025	EXTERNAL 3RD PARTY SCHOLARSHIPS	College of the Canyons	Student Scholarships	536.95	
04/25/2025	EXTERNAL 3RD PARTY SCHOLARSHIPS	College of the Canyons	Student Scholarships	537.45	
05/16/2025	EXTERNAL 3RD PARTY SCHOLARSHIPS	College of the Canyons	Student Scholarships	535.83	
05/20/2025	EXTERNAL 3RD PARTY SCHOLARSHIPS	College of the Canyons	Student Scholarships	800.00	
05/29/2025	EXTERNAL 3RD PARTY SCHOLARSHIPS	College of the Canyons	Student Scholarships	538.45	
04/14/2025	OSHER FOUNDATION SCHOLARSHIPS	College of the Canyons	Student Scholarships	5,075.00	
05/16/2025	SPANISH AMERICAN INSTITUTE NC	College of the Canyons	Student Scholarships	2,000.00	
EXPENDABLE SCHOLARSHIPS TOTAL					12,023.68
FUND 84 - GRAND TOTAL					12,023.68
FUND 88					
<u>OSHER SCHOLARSHIPS</u>					
04/14/2025	OSHER CCC SCHOLARSHIP ENDOW	College of the Canyons	Student Scholarships	17,400.00	
OSHER SCHOLARSHIPS TOTAL					17,400.00
FUND 88 - GRAND TOTAL					17,400.00
FUNDS 82 - 89 DISBURSEMENTS GRAND TOTAL					<u>84,613.62</u>

Fund 82 Program Account Balances as of May 31, 2025

Instructional Programs, various Campus Departments and Clubs, and Athletic Support

Authorized Signature	Program	Activity	Program Name	Amount
<u>FOUNDATION FUNDRAISING PROGRAMS</u>				
Justine Wallace	Instructional	950164	ADVANCED TECHNOLOGY CENTER	93,545.04
Jasmine Ruys	Campus Dpts/Clubs	950640	BANC - BASIC NEEDS CENTER	36,133.87
Monica Marshall	Campus Dpts/Clubs	950558	CIRCLE OF FRIENDS	8,237.53
Chad Peters	Athletics	950718	COUGAR CLUB	25,659.57
COC Foundation	Campus Dpts/Clubs	950670	COUGARS CARE EMERGENCY GRANT	24,675.00
COC Foundation	Campus Dpts/Clubs	950667	DR. VAN HOOK INNOVATION AWARD	38,305.50
Dept Chair	Campus Dpts/Clubs	950565	FOUNDATION MINI GRANT	27,617.21
Peter Hepburn	Campus Dpts/Clubs	950560	LIBRARY ASSOCIATES	29,586.05
COC Foundation	Campus Dpts/Clubs	950662	MICHELE JENKINS BRIDGING THE CANYON	1,825.00
Jennifer Smolos Steele	Campus Dpts/Clubs	950561	PATRONS OF THE ARTS	33,617.50
COC Foundation	Campus Dpts/Clubs	950661	ROGER VAN HOOK RAISING THE BAR	255,304.82
COC Foundation	Campus Dpts/Clubs	950664	SRSF-NEWHALL FAMILY FOUNDATION	36,500.00
FOUNDATION FUNDRAISING PROGRAMS TOTAL				611,007.09
<u>COC FOUNDATION</u>				
COC Foundation	Campus Dpts/Clubs	950552	CAMPUS DEVELOPMENT	120.00
COC Foundation	Campus Dpts/Clubs	950545	EARTHQUAKE	632.78
COC Foundation	Campus Dpts/Clubs	950512	FACULTY FIELD TRIPS	673.00
COC Foundation	Campus Dpts/Clubs	950581	FRIENDS OF THE GARDEN	5,839.15
COC Foundation	Campus Dpts/Clubs	950563	GLORIA JACKSON MEMORIAL FUND	1,235.00
COC Foundation	Campus Dpts/Clubs	950516	GREAT TEACHERS SEMINAR	2,914.00
COC Foundation	Campus Dpts/Clubs	950570	INSTITUTE OF TEACHING & LEARNI	4,000.00
COC Foundation	Campus Dpts/Clubs	950629	JACK SHINE MEMORIAL FUND	880.00
COC Foundation	Campus Dpts/Clubs	950535	LA TIMES INTERLUDE ACCOUNT	4,763.13
COC Foundation	Campus Dpts/Clubs	950601	LEARNING RSRC PRGRM DNR RCGNTN	120.00
COC Foundation	Campus Dpts/Clubs	950618	MAKER SPACE	1,211.00
COC Foundation	Campus Dpts/Clubs	950542	PRINTING - J LECRIVAN	200.00
COC Foundation	Campus Dpts/Clubs	950605	SPONSOR A STUDENT	8,734.32
COC Foundation	Campus Dpts/Clubs	950522	TEACH	100.00
COC Foundation	Campus Dpts/Clubs	950549	TEACHING IMPROVEMENT	449.11
COC Foundation	Campus Dpts/Clubs	950579	TRIP TEXTBOOK RENTAL PROGRAM	811.29
COC FOUNDATION TOTAL				32,682.78
<u>INSTRUCTIONAL PROGRAMS</u>				
Lisa Malley	Instructional	950132	ANTHROPOLOGY	801.13
Jason Oliver	Instructional	950156	ARCHITECTURE & INTERIOR DESIGN	2,219.31
Gary Sornborger	Instructional	950150	AUTO TECHNOLOGY PROGRAM	37,248.74
Thea Alvarado	Instructional	950103	BIOLOGY - ROSE	3,439.55
Miriam Golbert	Instructional	950102	BIOLOGY DEPARTMENT	3,963.94
Thea Alvarado	Instructional	950104	BIOTECHNOLOGY	850.00
Nicole Faudree	Instructional	950136	BUSINESS	235.00
Gary Petersen	Instructional	950141	CINEMA DEPARTMENT	2,955.96
Erin Tague	Instructional	950145	CIVIC CENTER	500.00
Jennifer Smolos Steele	Instructional	950161	COC ART GALLERY	5,000.00
Julie Lawson	Instructional	950106	COC CHOIR	750.00
Victoria Leonard	Instructional	950107	COC SPEECH & ACTING TEAM	10,585.92
Lee Hilliard	Instructional	950108	COMPUTER NETWORKING PROGRAM	227.04
Chris Ferguson	Instructional	950109	COMPUTER SCIENCE	1,898.33
Amber Cole	Instructional	950154	CONSTRUCTION MANAGEMENT	669.40
Cindy Schwanke	Instructional	950140	CULINARY ARTS	20.73

Fund 82 Program Account Balances as of May 31, 2025

Instructional Programs, various Campus Departments and Clubs, and Athletic Support

Authorized Signature	Program	Activity	Program Name	Amount
Cindy Schwanke	Campus Dpts/Clubs	950599	CULINARY ED. FUND FOR EXCELLEN	48,335.23
Phylise Smith	Instructional	950110	DANCE DEPARTMENT	7,277.30
Monica Marshall/Cindy Stephens	Instructional	950158	ECE ACADEMIC DEPARTMENT	4,835.00
Guillermo Cruz	Instructional	950111	ECONOMICS DEPARTMENT	1,350.38
David Martinez	Instructional	950112	ELECTRIC ENGINEERING DEPT	409.40
Patti Haley	Instructional	950113	EMERGENCY MEDICAL TECH PROGRAM	11.05
David Martinez	Instructional	950114	ENGINEERING DEPARTMENT	954.82
Alene Terzian	Instructional	950116	ENGLISH - KEMPLER	1,213.13
Alene Terzian	Instructional	950115	ENGLISH DEPARTMENT	5,682.14
Alene Terzian	Instructional	950149	ENGLISH LITERARY	499.64
Keith Kawamoto	Instructional	950163	FIRE ACADEMY	5,000.00
Keith Kawamoto	Instructional	950117	FIRE TECH	135.87
Regina Blasberg	Instructional	950135	FRESH WATER TECHNOLOGY	660.15
Mary Bates	Instructional	950137	GEOGRAPHY	555.37
Mary Bates	Instructional	950134	GEOLOGY	175.46
Kevin Anthony	Instructional	950118	HOTEL RESTAURANT MANAGEMENT	5.53
KC Manji	Instructional	950120	JAZZ BAND	450.00
Jennifer Smolos Steele	Instructional	950157	KEVIN JENKINS MEMORIAL FUND	5,384.54
Mary Bates	Instructional	950159	LAND SURVEYING	4,040.07
Sab Matsumoto	Instructional	950122	MATH DEPARTMENT	6,908.08
David Brill	Instructional	950151	MEDIA ENTERTAINMENT ARTS FILM	1,900.00
Thea Alvarado	Instructional	950152	MEDICAL LABORATORY TECH. PROGR	37.28
Bernardo Feldman	Instructional	950123	MUSIC DEPARTMENT	39.71
David Stears	Instructional	950138	NEW WORKS FESTIVAL- THEATRE	3,430.94
Tina Waller	Instructional	950124	NURSING DEPARTMENT	1,427.76
Nicole Faudree	Instructional	950155	PARALEGAL STUDIES	3,090.46
Thea Alvarado	Instructional	950125	PHARMACY TECH PROGRAM	500.00
Wendy Brill	Instructional	950126	PHOTO DEPARTMENT	207.08
David Andrus	Instructional	950148	POLITICAL SCIENCE	3,015.93
Deanna Riviera	Instructional	950127	PSYCHOLOGY DEPARTMENT	8,594.97
Brittany Applen	Instructional	950160	RECREATION MANAGEMENT PROGRAM	1,642.36
Diane Sionko	Instructional	950139	SIONKO BUSINESS	1,500.00
Jennifer Smolos Steele	Instructional	950146	STUDENT ORCHESTRA	0.17
David Stears	Instructional	950128	THEATRE ARTS DEPARTMENT	6,545.55
David Stears	Instructional	950131	THEATRE PRODUCTION	1,965.30
Jennifer Smolos Steele	Instructional	950162	VAPA PERCUSSION PROGRAM FUND	25,175.00
Tim Baber	Instructional	950129	WELDING DEPARTMENT	22,463.93
INSTRUCTIONAL PROGRAMS TOTAL				246,784.65

CAMPUS DEPARTMENTS AND CLUBS

Jennifer Smolos Steele	Campus Dpts/Clubs	950622	"THE SANDY" PRO AWARD	14,730.00
Thea Alvarado	Campus Dpts/Clubs	950598	ACADEMIC AFFAIRS	500.00
Rebecca Eikey	Campus Dpts/Clubs	950586	ACADEMIC SENATE	1,001.10
Ron McFarland	Campus Dpts/Clubs	950627	ACM CLUB	75.25
Larry Schallert	Campus Dpts/Clubs	950658	ACTIVE MINDS	1,769.25
Anthony Morris	Campus Dpts/Clubs	950654	AFRICAN-AMERICAN/BLACK STUDENT	486.91
Tina Waller	Campus Dpts/Clubs	950617	ALPHA DELTA NU	1,774.97
Brittany Applen	Campus Dpts/Clubs	950584	AMERICAN SIGN LANGUAGE CLUB	3,939.95
Brittany Applen	Campus Dpts/Clubs	950620	AMERICAN SIGN LANGUAGE DEPT	2,020.98
Lisa Malley	Campus Dpts/Clubs	950624	ANTHROPOLOGY CLUB	162.26
Michael McCaffery	Campus Dpts/Clubs	950589	ART DEPARTMENT	187.10

Fund 82 Program Account Balances as of May 31, 2025

Instructional Programs, various Campus Departments and Clubs, and Athletic Support

Authorized Signature	Program	Activity	Program Name	Amount
Brittany Applen	Campus Dpts/Clubs	950606	ASG CLUBS AND ORGANIZATIONS	24.30
Juan Buriel	Campus Dpts/Clubs	950614	ASSOC OF LATINO AMERICAN STDNT	24.24
Teresa Ciardi	Campus Dpts/Clubs	950613	ASTRONOMY & PHYSICS ASG CLUB	72.88
Tom Bilbruck	Campus Dpts/Clubs	950533	AT RISK YOUTH PROGRAM	6,162.35
Jeannie Chari	Campus Dpts/Clubs	950660	BIODIVERSITY INITIATIVE PROJ	11,098.52
Pamela Brogdon-Wynne	Campus Dpts/Clubs	950504	CAL WORKS & NEW HORIZONS	254.73
Kelly Cude	Campus Dpts/Clubs	950625	CANCER AWARENESS DAY	4.40
Paul Wickline	Campus Dpts/Clubs	950611	CANYON COUNTRY CAMPUS	2,246.72
Paul Wickline	Campus Dpts/Clubs	950555	CCC INNOVATION	17,657.19
Monica Marshall	Campus Dpts/Clubs	950557	CENTER ADVISORY COMMITTEE	3,676.63
Jennifer Smolos Steele	Campus Dpts/Clubs	950608	CHAMBER SINGERS	2,050.00
Patty Robinson	Campus Dpts/Clubs	950580	CIVIC ENGAGEMENT & COMM SSS	149.34
Patrick Backes	Campus Dpts/Clubs	950506	CLASSIFIED SENATE	1,972.65
Ruth Rassool	Campus Dpts/Clubs	950615	COC GAY STRAIGHT ALLIANCE	316.24
Ricardo Rosales	Campus Dpts/Clubs	950604	COC HEALTH AND MEDICAL SOCIETY	7.79
Pamela Brogdon-Wynne	Campus Dpts/Clubs	950517	COC HERITAGE COMMITTEE	1,000.00
Renard Thomas	Campus Dpts/Clubs	950644	COC VETERAN'S PROGRAM	5,302.07
Adam Kaminsky	Campus Dpts/Clubs	950650	COMMUNICATIONS STUDIES CLUB	357.29
Dianne Avery	Campus Dpts/Clubs	950507	COMMUNITY EXTENSION	2,515.50
Jim Temple	Campus Dpts/Clubs	950550	COMPUTER SUPPORT SVCS TECH CTR	179.51
Create	Campus Dpts/Clubs	950508	CREATE PROGRAM	221.87
Alene Terzian	Campus Dpts/Clubs	950578	CUL-DE-SAC LITERARY MAGAZINE	1,418.00
Jane Feurhelm	Campus Dpts/Clubs	950509	DISABLED STU PRGMS & SERVICES	1,850.73
Jennifer Smolos Steele	Campus Dpts/Clubs	950610	DIV OF FINE&PERFORMING ARTS	408.61
Kelly Dapp	Campus Dpts/Clubs	950505	EMPLOYMENT CENTER	15,347.12
Evelyn Garcia	Campus Dpts/Clubs	950671	EOPS (EXT OPP PROG & SERV)	1,000.00
Evelyn Garcia	Campus Dpts/Clubs	950511	EOPS/CARE BOOK GRANT PROGRAM	218.78
Jennifer Smolos Steele	Campus Dpts/Clubs	950532	EQUIPMENT - ARTS & TECH.	2,147.17
Frederick Bobola	Campus Dpts/Clubs	950672	ESPORTS CLUB	246.99
Ron Mita	Campus Dpts/Clubs	950638	FILM CLUB	52.01
Tom Bilbruck	Campus Dpts/Clubs	950513	FINANCIAL AID	2,577.50
Keith Kawamoto	Campus Dpts/Clubs	950645	FIREFIGHTERS OF TOMORROW ASG	1,080.00
David Andrus	Campus Dpts/Clubs	950647	FUNDRAISING DEVELOPMENT	7,722.69
David Andrus	Campus Dpts/Clubs	950603	FUNDS FOR INNOVATION	272,919.41
David Andrus	Campus Dpts/Clubs	950514	FUNDS FOR THE FUTURE	68,510.13
Bob Maxwell	Campus Dpts/Clubs	950602	FUTURE BUSINESS LEADERS OF AME	3,882.06
Jennifer Hauss	Campus Dpts/Clubs	950574	GAMMA BET PHI	167.27
Nick Pavik	Campus Dpts/Clubs	950515	GRAPHICS DEPARTMENT	548.93
Holly Hitt-Zuniga	Campus Dpts/Clubs	950648	HABITAT FOR HUMANITY COC	59.75
Teresa Ciardi	Campus Dpts/Clubs	950636	HASP AND RSX FUND	6,439.88
Brent Riffel	Campus Dpts/Clubs	950591	HISTORY CLUB	146.00
Miriam Golbert	Campus Dpts/Clubs	950518	HITE & HONORS	2,717.47
Kevin Anthony	Campus Dpts/Clubs	950520	HOSPITALITY PROGRAM	132.30
Sarah Etheridge	Campus Dpts/Clubs	950635	HUMAN RIGHTS SYMPOSIUM AWARD	200.00
Michelle Razzano	Campus Dpts/Clubs	950675	ICUE CULINARY CLUB	468.00
Evelyn Garcia	Campus Dpts/Clubs	950639	INSPIRE SCHOLARS SPECIAL FUND	44,337.33
Cindy Stephens /Kristi Robinson	Campus Dpts/Clubs	950564	INSPIRING SINGLE PARENTS	200.00
Jason Oliver	Campus Dpts/Clubs	950582	INTERIOR DESIGN CLUB	308.45
Jia-Yi Cheng Levine	Campus Dpts/Clubs	950537	INTERNATIONAL CLUB	150.00
Jia-Yi Cheng Levine	Campus Dpts/Clubs	950524	INTERNATIONAL SERVICES & PROGR	13,353.59

Fund 82 Program Account Balances as of May 31, 2025

Instructional Programs, various Campus Departments and Clubs, and Athletic Support

Authorized Signature	Program	Activity	Program Name	Amount
Jia-Yi Cheng Levine	Campus Dpts/Clubs	950607	ISP PROYECTA 100K	89.04
Vincent Devlahovich	Campus Dpts/Clubs	950630	ITaB	376.38
KC Manji	Campus Dpts/Clubs	950634	JUST JAZZ	95.03
Jennifer Smolos Steele	Campus Dpts/Clubs	950575	K-12 ARTS EDUCATION PROGRAM	5,284.85
James Glapa-Grossklag	Campus Dpts/Clubs	950621	LEARNING RESOURCES	6,825.00
Peter Hepburn	Campus Dpts/Clubs	950525	LIBRARY/IRC GENERAL ACCOUNT	1,398.42
Jennifer Smolos Steele	Campus Dpts/Clubs	950562	MANAGING DIRECTOR	2,765.61
Thea Alvarado	Campus Dpts/Clubs	950526	MATH & SCIENCE REMODEL CAMPAIG	8,094.00
Thea Alvarado	Campus Dpts/Clubs	950568	MATH/SCIENCE/ENGINEERING	338.04
Jennifer Smolos Steele	Campus Dpts/Clubs	950527	MEDIA CENTER	25.00
Amy Foote	Campus Dpts/Clubs	950528	MESA PROGRAM	6,687.59
Phil Gussin	Campus Dpts/Clubs	950531	MODEL UN	572.10
Jasmine Ruys	Campus Dpts/Clubs	950653	INTERCULTURAL CENTER	15.00
Tracy Taris	Campus Dpts/Clubs	950626	MYGENMYFIGHT CLUB	75.07
Laurie Solis	Campus Dpts/Clubs	950669	NASSSP NATIVE PATHWAYS	380.00
Tina Waller	Campus Dpts/Clubs	950631	NATIONAL STUDENT NURSE ASSOCIA	1,509.67
Tina Waller	Campus Dpts/Clubs	950534	NURSING ALUMNI ASSOCIATION	108.05
Jennifer Smolos Steele	Campus Dpts/Clubs	950548	PAC CONCESSIONS	44,586.65
Jeffrey Roy	Campus Dpts/Clubs	950619	PHYSICIAN ASSISTANT STUDENT CL	67.97
Jasmine Ruys	Campus Dpts/Clubs	950538	PROJECT CELEBRATION	1,000.00
Deanna Riviera	Campus Dpts/Clubs	950540	PSYCHOLOGY CLUB	4,177.46
Erin Tague	Campus Dpts/Clubs	950541	RECYCLING	937.98
Thea Alvarado	Campus Dpts/Clubs	950649	RISING SCHOLARS	75.00
Jia-Yi Cheng Levine	Campus Dpts/Clubs	950590	SC ENVIRONMENTAL ED. CONSORTIU	25,167.14
Andy McCutcheon	Campus Dpts/Clubs	950673	SCV BOOK FESTIVAL	6,214.77
Victoria Leonard	Campus Dpts/Clubs	950593	SIGMA CHI ETA CLUB	197.59
Amy Foote	Campus Dpts/Clubs	950612	SOCIETY OF HISPANIC PROF. ENG	793.46
Anne Marenco	Campus Dpts/Clubs	950585	SOCIOLOGY CLUB	2.60
Susan Hinshaw	Campus Dpts/Clubs	950594	SOLOPALOOZA	1,003.67
Claudia Acosta	Campus Dpts/Clubs	950543	SPANISH INSTITUTE	6,608.96
Sarah Ehrsam	Campus Dpts/Clubs	950596	SPORTS & MEDICINE ASG CLUB	1,511.84
John Milburn	Campus Dpts/Clubs	950632	STRONG WORKFORCE APPRENTICESHI	2,000.00
Claudia Acosta	Campus Dpts/Clubs	950616	STUDENT VETERANS FOR AMERICA	1,161.00
Jia-Yi Cheng Levine	Campus Dpts/Clubs	950587	STUDENTS FOR SUSTAINABILITY	500.00
Jia-Yi Cheng Levine	Campus Dpts/Clubs	950567	SUSTAINABLE DEVELOPMENT COMMIT	15,494.03
Jennifer Smolos Steele	Campus Dpts/Clubs	950547	SYMPHONY ORCHESTRA	121.13
Jia-Yi Cheng Levine	Campus Dpts/Clubs	950595	TEDx	187.26
Mojdeh Mahn	Campus Dpts/Clubs	950551	TLC TUTOR ACCOUNT	1,534.23
SB Tucker	Campus Dpts/Clubs	950668	VETERAN'S ALLIANCE ORG (VALOR)	2,880.19
Yasser Issa	Campus Dpts/Clubs	950663	VOLUNTEER BUREAU & STUDENT EMP	330.00
Gabrielle Temple	Campus Dpts/Clubs	950553	WOMEN'S CONFERENCE	11,852.85
John Milburn	Campus Dpts/Clubs	950503	WORFORCE AND ECONOMIC ADVANCEMENT	1,003.34
Claudia Acosta/Jia-Yi Cheng Levine	Campus Dpts/Clubs	950554	WORLD CULTURE FESTIVAL	248.00
Patty Robinson	Campus Dpts/Clubs	950665	ZONTA'S COC CHAPTER/GOLDEN Z	21.53
CAMPUS DEPARTMENTS AND CLUBS TOTAL				694,869.66

ATHLETIC SUPPORT

Chad Peters	Athletics	950702	ATHLETIC EXPANSION CAMPAIGN	359.19
Chad Peters	Athletics	950721	ATHLETIC HALL OF FAME PROJECT	7,810.58
Chad Peters	Athletics	950703	ATHLETIC TRAINER	1,144.79

Fund 82 Program Account Balances as of May 31, 2025

Instructional Programs, various Campus Departments and Clubs, and Athletic Support

Authorized Signature	Program	Activity	Program Name	Amount
Chad Peters	Athletics	950704	BASEBALL	655.59
Chad Peters	Athletics	950705	COC TENNIS	848.46
Chad Peters	Athletics	950707	COUGAR BASKETBALL	6,038.56
Chad Peters	Athletics	950719	COUGAR DEN	620.19
Chad Peters	Athletics	950708	FOOTBALL	7,751.27
Chad Peters	Athletics	950706	GOLF DEPARTMENT	9,535.93
Chad Peters	Athletics	950720	MEN'S SOCCER	458.88
Chad Peters	Athletics	950711	PE STRENGTH	475.97
Chad Peters	Athletics	950712	PE SWIMMING	124.57
Chad Peters	Athletics	950713	PE TRACK	600.00
Chad Peters	Athletics	950715	WOMEN'S BASKETBALL	1,752.75
Chad Peters	Athletics	950716	WOMEN'S SOCCER	327.22
Chad Peters	Athletics	950717	WOMEN'S SOFTBALL	-
ATHLETIC SUPPORT TOTAL				38,503.95

	Total	1,623,848.13	
Fund 82 Life To Date Interest - Net	176,144.75		a
(Includes Changes in Investment Gain/Loss) Fund 87 Life To Date Interest - Net	294,574.04		b
Board Designated to Roger Van Hook Raising the Bar - Held at FCCC	(23,649.00)		
Fund 82 Reconciliation Total	2,070,917.92		

* a & b - See current year interest on Fund 82 - Program Fund Financial Report page.

Investment Overview as of Jun 11, 2025

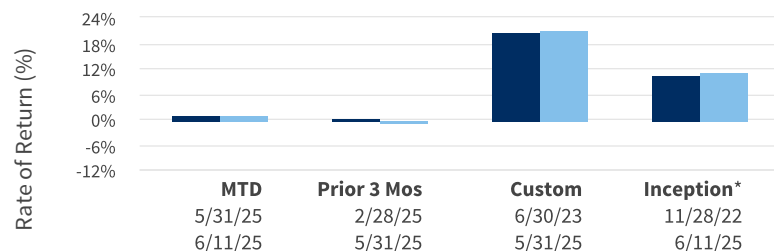


Manvi Trust - COCF // xxxxx757

James Schramm
james.schramm@raymondjames.com

Portfolio Performance

Time-Weighted (Net of Fees)

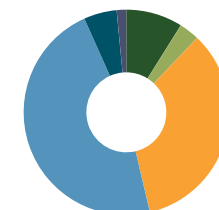


Manvi Trust - COCF	1.31%	0.10%	21.02%	10.88%
Custom Blended Benchmark 1^	1.08%	(0.23%)	21.33%	11.56%
S&P 500 Total Return Indx	1.92%	(0.37%)	36.50%	19.70%
Bloomberg U.S. Agg Bd	0.23%	(0.29%)	7.22%	3.63%

*Returns are annualized. ^See Additional Information for benchmark info.

Asset Allocation

	Market Value (\$)	% of Portfolio
Cash & Cash Alternatives	91,496.43	12.12%
Cash*	67,302.30	8.91%
Cash Alternatives	24,194.13	3.20%
Fixed Income	258,218.10	34.19%
Equity	405,518.06	53.69%
U.S. Equity	354,785.23	46.98%
Non U.S. Equity	39,287.99	5.20%
Real Estate	11,441.69	1.51%
Equity Other	3.15	0.00%
Alternative Investments	0.00	0.00%
Allocation Strategies	0.00	0.00%
Non-Classified	0.00	0.00%
Total Portfolio	\$755,232.58	100%



Packaged products may be represented across multiple asset classes.

*\$56,928.70 is held in cash and cash sweep products

Asset Growth

	MTD 5/31/25 6/11/25	Prior 3 Mos 2/28/25 5/31/25	Custom 6/30/23 5/31/25	Inception 11/28/22 6/11/25
Beginning Market Value	\$745,471.99	\$711,944.52	\$612,473.36	\$582,056.25
Contributions/ Withdrawals	\$0.00	\$31,913.32	\$5,957.34	\$1,514.21
Income	\$1,253.95	\$4,701.01	\$41,159.38	\$50,043.40
Change in Market Value	\$8,506.65	(\$3,086.86)	\$85,881.91	\$121,618.73
Ending Market Value	\$755,232.59	\$745,471.99	\$745,471.99	\$755,232.59

Investment Results	\$9,760.60	\$1,614.15	\$127,041.29	\$171,662.13
--------------------	------------	------------	--------------	--------------

Style Analysis

Equity				Fixed Income				
Capitalization	Style			Quality	Duration			
	Value	Core	Growth		Short	Interm	Long	
	Large	16.11%	23.50%		20.61%	0.00%	0.00%	0.00%
	Mid	7.68%	13.27%		8.98%	71.11%	28.89%	0.00%
Small	2.82%	3.72%	3.32%	0.00%	0.00%	0.00%		
Other Equity: 0.00%				Other Fixed Income: 0.00%				

> 50%

50 - 25%

25 - 10%

10 - 0%

■ > 50% ■ 50 - 25% ■ 25 - 10% □ 10 - 0%

Performance Analysis as of Jun 11, 2025



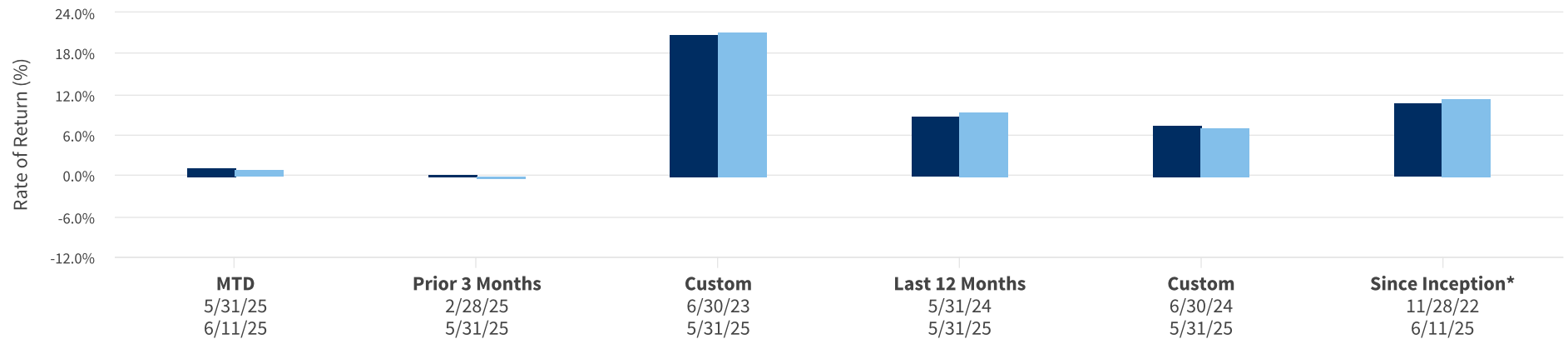
Manvi Trust - COCF // xxxxx757

James Schramm
james.schramm@raymondjames.com

Performance Analysis Summary

Time-Weighted (Net of Fees)

Total Market Value as of 6/11/2025: \$755,232.59



	MTD 5/31/25 6/11/25	Prior 3 Months 2/28/25 5/31/25	Custom 6/30/23 5/31/25	Last 12 Months 5/31/24 5/31/25	Custom 6/30/24 5/31/25	Since Inception* 11/28/22 6/11/25
Manvi Trust - COCF	1.31%	0.10%	21.02%	9.07%	7.63%	10.88%
Custom Blended Benchmark 1^	1.08%	(0.23%)	21.33%	9.60%	7.17%	11.56%
MSCI EAFE (Net Div)	1.28%	8.92%	28.48%	13.33%	15.19%	15.79%
S&P 500 Total Return Indx	1.92%	(0.37%)	36.50%	13.52%	9.59%	19.70%
Bloomberg U.S. Agg Bd	0.23%	(0.29%)	7.22%	5.46%	4.47%	3.63%

Inception Date: 11/28/22

*Returns are annualized for periods greater than one year.

^Please see the Additional Information section of this report for detailed benchmark information.

Performance by Account as of Jun 11, 2025



Manvi Trust - COCF // xxxxx757

James Schramm
james.schramm@raymondjames.com

Performance by Account Summary

Time-Weighted (Net of Fees)

	Open Date / (Close Date)	Market Value	MTD 5/31/25 6/11/25	Prior 3 Months 2/28/25 5/31/25	Custom 6/30/23 5/31/25	Last 12 Months 5/31/24 5/31/25	Custom 6/30/24 5/31/25	Since Inception* 11/28/22 6/11/25
Manvi Trust - COCF // xxxxx757	11/28/22	\$755,232.59	1.31%	0.10%	21.02%	9.07%	7.63%	10.88%
Total Portfolio	11/28/22	\$755,232.59	1.31%	0.10%	21.02%	9.07%	7.63%	10.88%

**Returns are annualized for periods greater than one year.*

Performance by Account as of Jun 11, 2025



Manvi Trust - COCF // xxxxx757

James Schramm
james.schramm@raymondjames.com

Performance by Account Detail

Manvi Trust - COCF // xxxxx757

Inception: 11/28/22

	Beginning Market Value	Contributions/ Withdrawals	Income	Change in Market Value	Ending	Investment Results	Time-Weighted (Net of Fees) Performance
MTD 5/31/25-6/11/25	\$745,471.99	\$0.00	\$1,253.95	\$8,506.65	\$755,232.59	\$9,760.60	1.31%
Prior 3 Months 2/28/25-5/31/25	\$711,944.52	\$31,913.32	\$4,701.01	(\$3,086.86)	\$745,471.99	\$1,614.15	0.10%
Custom 6/30/23-5/31/25	\$612,473.36	\$5,957.34	\$41,159.38	\$85,881.91	\$745,471.99	\$127,041.29	21.02%
Last 12 Months 5/31/24-5/31/25	\$668,650.21	\$15,899.68	\$25,618.60	\$35,303.50	\$745,471.99	\$60,922.10	9.07%
Custom 6/30/24-5/31/25	\$677,618.25	\$15,899.68	\$23,370.46	\$28,583.60	\$745,471.99	\$51,954.06	7.63%
Since Inception* 11/28/22-6/11/25	\$582,056.25	\$1,514.21	\$50,043.40	\$121,618.73	\$755,232.59	\$171,662.13	10.88%

*Returns are annualized for periods greater than one year.

Additional Information Regarding This Report



Manvi Trust - COCF // xxxxx757

James Schramm
james.schramm@raymondjames.com

This report should not be used as a substitute for your monthly statement, 1099 or to determine taxability. Changes in tax laws may occur at any time and could have a substantial impact upon each person's situation. While we are familiar with the tax provisions of the issues presented herein, we are not qualified to render advice on tax or legal matters. The information in this report has been obtained from sources that we believe to be reliable, but cannot be guaranteed.

©2025 Raymond James Financial Services, Inc., member FINRA/SIPC. Investment products are: not deposits, not FDIC/NCUA insured, not insured by any government agency, not bank guaranteed, subject to risk and may lose value.

Securities offered through Raymond James Financial Services, Inc. Member FINRA/SIPC. Investment Advisory Services offered through Raymond James Financial Services Advisors, Inc. and/or the Independent Registered Investment Advisor, or both. Please refer to your advisory services contract and form ADV for more information. Your financial advisor may operate under a separate business entity. The business entity is independent of Raymond James Financial Services and not a broker/dealer.

The account listing may or may not include all of your accounts with Raymond James Financial Services, Inc. This report is comprised of data from the following accounts: xxxxx757

Report ID: a_731336_1749700800000_1749752700790000_00001of00001-CBM

Performance

The performance data quoted represents past performance and does not guarantee future results. The investment return and principal value of an investment will fluctuate so that an investor's shares, when redeemed, may be worth more or less than their original cost. The current performance may be lower or higher than the performance data quoted. It is not possible to invest directly in an index.

Performance is depicted using the Time-Weighted method for the entire period.

Time-Weighted - The geometric (compounded) return measured on the basis of periodic market valuations of assets. If applicable, the return includes the effects of leverage. Unlike the dollar-weighted method, it minimizes the impact of cash flows on the rate of return; however, in principle it requires valuations to be made on the occasion of each cash flow. Approximation to this measure can be obtained by prorating cash flows to successive valuation points or by computing internal rates of return between valuation points. If there are no interim cash flows, the time-weighted return, compounded annually determines the entire value of an investment.

Returns are calculated net of fees.

Annualized refers to the annualized return from the inception date of the account, or the selected beginning date when using the date-to-date functionality.

The inception date indicates the date of account or household initiation in the Portfolio Performance system. This date may not match the date the account was opened.

Managed Account Performance- In order for managers to track real time cash in managed AMS accounts, certain activity may not reflect the actual transaction dates and market values may differ

from what is reported on client statements. The Time-Weighted Total Equity and Time-Weighted All Cash returns are the same for these accounts.

All performance figures exclude unpriced securities (including securities of indeterminate value), limited partnerships (other than limited partnerships classified as Alternative Investments and appearing in that section of your statement).

Dividends are not guaranteed and will fluctuate.

The CFA Institute has not been involved with the preparation or review of this statement.

Accounts that have been closed may be included in the consolidated performance report. When closed accounts are included in the consolidated report, the performance report will only include information for the time period the account was active during the consolidated performance reporting time period.

Accounts with Real Time Cash may have cash values updated throughout the day, note that this may cause a difference in account values between performance and holdings reports.

Securities Information

Non-proprietary annuity values will show as contributions on the date they became available to the Portfolio Performance system. They are included through the selected calculation ending date. Prior inclusion of these values in the rate of return calculation is not available.

Raymond James Certificates of Deposit values will show as contributions on the date they became available to the Portfolio Performance system. They are included through the selected calculation ending date. Prior inclusion of these values in the rate of return calculation is not available.

Additional Information Regarding This Report



Manvi Trust - COCF // xxxxx757

James Schramm
james.schramm@raymondjames.com

Values include accrued income. Values are based on trade date accounting method.

Morningstar equity information as of (June 11, 2025)

Morningstar mutual fund and annuity information as of (June 10, 2025)

Morningstar 529 information as of (May 19, 2025)

Raymond James and Morningstar data are subject to the availability of the fund filings as well as internal analysis and may not represent real-time allocations.

©2025 Morningstar, Inc. All rights reserved. The information contained herein: (1) is proprietary to Morningstar and/or its content providers; (2) may not be copied or distributed; and (3) is not warranted to be accurate, complete or timely. Neither Morningstar nor its content providers are responsible for any damages or losses arising from any use of this information. Past performance is no guarantee of future results.

This analysis is for informational purposes only and is intended to be used as part of a complete portfolio review with your financial advisor. The data provided in the asset allocation analysis is subject to inherent limitations and is not guaranteed to represent actual asset class exposure(s) within your account(s) at the time of calculation. See raymondjames.com/asset-allocation/faq to learn more. Raymond James and Morningstar data are subject to the availability of fund filings as well as internal analysis and may not represent real-time allocations.

An investment in a money market fund is not insured or guaranteed by the Federal Deposit Insurance Corporation or any other government agency. Although these funds seek to preserve the value of your investment at \$1.00 per share, it is possible to lose money by investing in them.

Short positions and negative cash values are not included in the allocation.

While sources used for pricing publicly traded securities are considered reliable, the prices displayed on your statement may be based on actual trades, bid/ask information or vendor evaluations. As such, the prices displayed on your statement may or may not reflect actual trade prices you would receive in the current market. Pricing for non-publicly traded securities is obtained from a variety of sources, which may include issuer-provided information. Raymond James does not guarantee the accuracy, reliability, completeness or attainability of this information. Investment decisions should be made only after contacting your Financial Advisor.

Within certain packaged products (for example, open-ended mutual funds, closed-ended mutual funds

and exchange traded funds), any fixed income security held in the product portfolio is affected by several risks, including, without limitation, interest rate, prepayment, and credit related risks. Any rise (fall) in interest rates may reduce (increase) the value of the investment. An overview of these and other risks is available at raymondjames.com, finra.org, emma.msrb.org, and investigatingbonds.com.

Packaged products may be represented across multiple asset classes.

Additional Information Regarding This Report



Manvi Trust - COCF // xxxxx757

James Schramm
james.schramm@raymondjames.com

Benchmark Information

Bloomberg U.S. Agg Bd - The Bloomberg U.S. Aggregate Bond index is a measure of the investment grade, fixed-rate, taxable bond market of roughly 6,000 SEC-registered securities with intermediate maturities averaging approximately 10 years. The index includes bonds from the Treasury, Government-Related, Corporate, MBS, ABS, and CMBS sectors.

MSCI EAFE (Net Div) - MSCI EAFE Net Dividend is a free float-adjusted market capitalization index that is designed to measure the equity market performance of developed markets, excluding the United States & Canada. As of June 2007 the MSCI EAFE Index consisted of the following 21 developed market countries: Australia, Austria, Belgium, Denmark, Finland, France, Germany, Greece, Hong Kong, Ireland, Italy, Japan, Netherlands, New Zealand, Norway, Portugal, Singapore, Spain, Sweden, Switzerland, and the United Kingdom. (Total Return Index) - With Net Dividends: Approximates the minimum possible dividend reinvestment. The dividend is reinvested after deduction of withholding tax, applying the rate to non-resident individuals who do not benefit from double taxation treaties. MSCI Barra uses withholding tax rates applicable to Luxembourg holding companies, as Luxembourg applies the highest rates.

S&P 500 Total Return Indx - The S&P 500 Index Total Return is a broad-based measurement of changes in stock market conditions based on the average performance of 500 widely held common stocks. It consists of 400 industrial, 40 utility, 20 transportation, and 40 financial companies listed on U.S. market exchanges. This is a capitalization-weighted calculated on a total return basis with dividends reinvested. The S&P represents about 75% of the NYSE market capitalization.

Custom Blended Benchmark 1

S&P 500 Total Return Indx 50%, Bloomberg U.S. Agg Bd 50% - The S&P 500 Index Total Return is a broad-based measurement of changes in stock market conditions based on the average performance of 500 widely held common stocks. It consists of 400 industrial, 40 utility, 20 transportation, and 40 financial companies listed on U.S. market exchanges. This is a capitalization-weighted calculated on a total return basis with dividends reinvested. The S&P represents about 75% of the NYSE market capitalization.

The Bloomberg U.S. Aggregate Bond index is a measure of the investment grade, fixed-rate, taxable bond market of roughly 6,000 SEC-registered securities with intermediate maturities averaging approximately 10 years. The index includes bonds from the Treasury, Government-Related, Corporate, MBS, ABS, and CMBS sectors.

Investment Overview as of Jun 11, 2025

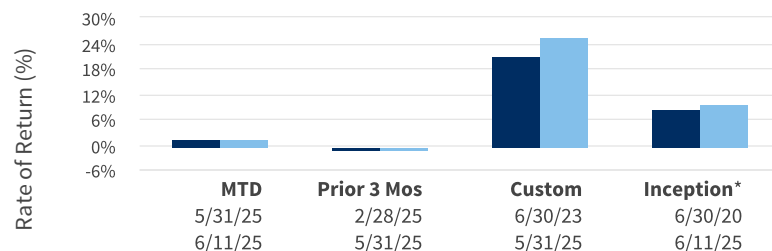


College of the Canyons

James Schramm
james.schramm@raymondjames.com

Portfolio Performance

Time-Weighted (Net of Fees)

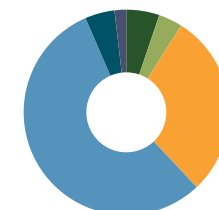


College of the Canyons	1.47%	(0.07%)	21.21%	8.24%
Custom Blended Benchmark 1^	1.33%	(0.25%)	25.77%	10.05%
S&P 500 Total Return Indx	1.92%	(0.37%)	36.50%	16.10%
Bloomberg U.S. Agg Bd	0.23%	(0.29%)	7.22%	(0.99%)

*Returns are annualized. ^See Additional Information for benchmark info.

Asset Allocation

	Market Value (\$)	% of Portfolio
Cash & Cash Alternatives	194,265.30	8.99%
Cash*	112,778.36	5.22%
Cash Alternatives	81,486.94	3.77%
Fixed Income	626,327.05	29.00%
Equity	1,339,400.73	62.01%
U.S. Equity	1,198,632.19	55.49%
Non U.S. Equity	101,314.59	4.69%
Real Estate	39,443.96	1.83%
Equity Other	9.99	0.00%
Alternative Investments	0.00	0.00%
Allocation Strategies	0.00	0.00%
Non-Classified	0.00	0.00%
Total Portfolio	\$2,159,993.11	100%



Packaged products may be represented across multiple asset classes.

*\$81,657.93 is held in cash and cash sweep products

Asset Growth

	MTD 5/31/25 6/11/25	Prior 3 Mos 2/28/25 5/31/25	Custom 6/30/23 5/31/25	Inception 6/30/20 6/11/25
Beginning Market Value	\$2,128,601.25	\$2,097,237.70	\$1,234,459.29	\$341,275.20
Contributions/ Withdrawals	\$0.00	\$32,172.32	\$554,301.69	\$1,276,684.22
Income	\$1,379.80	\$12,505.54	\$100,732.95	\$237,595.26
Change in Market Value	\$30,012.07	(\$13,314.32)	\$239,107.32	\$304,438.44
Ending Market Value	\$2,159,993.12	\$2,128,601.25	\$2,128,601.25	\$2,159,993.12

Investment Results	\$31,391.87	(\$808.78)	\$339,840.27	\$542,033.70
--------------------	-------------	------------	--------------	--------------

Style Analysis

Equity				Fixed Income					
		Style			Duration				
		Value	Core	Growth	Short	Interm	Long		
Capitalization	Large	16.92%	23.85%	19.74%	Quality	High	0.00%	0.00%	0.00%
	Mid	7.56%	13.36%	8.95%		Medium	32.44%	53.75%	13.81%
	Small	2.78%	3.59%	3.24%		Low	0.00%	0.00%	0.00%
Other Equity: 0.00%					Other Fixed Income: 0.00%				
<div><div></div> > 50%<div></div> 50 - 25%<div></div> 25 - 10%<div></div> 10 - 0%</div>									

■ > 50% ■ 50 - 25% ■ 25 - 10% □ 10 - 0%

Performance Analysis as of Jun 11, 2025



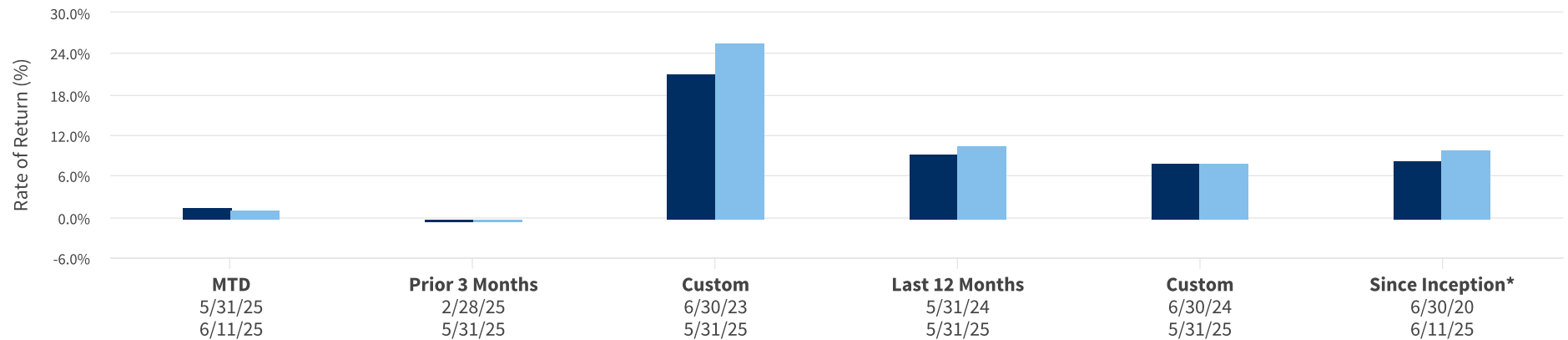
College of the Canyons

James Schramm
james.schramm@raymondjames.com

Performance Analysis Summary

Time-Weighted (Net of Fees)

Total Market Value as of 6/11/2025: \$2,159,993.12



	MTD 5/31/25 6/11/25	Prior 3 Months 2/28/25 5/31/25	Custom 6/30/23 5/31/25	Last 12 Months 5/31/24 5/31/25	Custom 6/30/24 5/31/25	Since Inception* 6/30/20 6/11/25
College of the Canyons	1.47%	(0.07%)	21.21%	9.54%	7.98%	8.24%
Custom Blended Benchmark 1^	1.33%	(0.25%)	25.77%	10.80%	7.93%	10.05%
Custom Blended Benchmark 2^	1.08%	(0.23%)	21.33%	9.60%	7.17%	7.48%
MSCI EAFE (Net Div)	1.28%	8.92%	28.48%	13.33%	15.19%	11.07%
S&P 500 Total Return Indx	1.92%	(0.37%)	36.50%	13.52%	9.59%	16.10%
Bloomberg U.S. Agg Bd	0.23%	(0.29%)	7.22%	5.46%	4.47%	(0.99%)

Inception Date: 6/30/20

*Returns are annualized for periods greater than one year.

^Please see the Additional Information section of this report for detailed benchmark information.

Performance Analysis

as of Jun 11, 2025



College of the Canyons

James Schramm
james.schramm@raymondjames.com

Performance Analysis Detail

	Account	Market Value(\$) 6/11/25	Performance Inception/ Close	MTD	Prior 3 Months	Custom	Last 12 Months	Custom	Since Inception*
				5/31/25 6/11/25	2/28/25 5/31/25	6/30/23 5/31/25	5/31/24 5/31/25	6/30/24 5/31/25	6/30/20 6/11/25
College of the Canyons Foundation 1	xxxxx024	1,259,965.27	7/17/2020	1.48%	(0.03%)	20.88%	9.61%	8.01%	7.41%
College of the Canyons Foundation 2	xxxxx887	900,027.85	6/30/2020	1.47%	(0.13%)	21.75%	9.45%	7.95%	8.30%

*Returns are annualized for periods greater than one year.

Performance by Account as of Jun 11, 2025



College of the Canyons

James Schramm
james.schramm@raymondjames.com

Performance by Account Summary

Time-Weighted (Net of Fees)

	Open Date / (Close Date)	Market Value	MTD 5/31/25 6/11/25	Prior 3 Months 2/28/25 5/31/25	Custom 6/30/23 5/31/25	Last 12 Months 5/31/24 5/31/25	Custom 6/30/24 5/31/25	Since Inception* Inception 6/11/25
College of the Canyons Foundation 1 // xxxxx024	7/17/20	\$1,259,965.27	1.48%	(0.03%)	20.88%	9.61%	8.01%	7.41%
College of the Canyons Foundation 2 // xxxxx887	6/30/20	\$900,027.85	1.47%	(0.13%)	21.75%	9.45%	7.95%	8.30%
Total Portfolio	6/30/20	\$2,159,993.12	1.47%	(0.07%)	21.21%	9.54%	7.98%	8.24%

*Returns are annualized for periods greater than one year.

Performance by Account as of Jun 11, 2025



College of the Canyons

James Schramm
james.schramm@raymondjames.com

Performance by Account Detail

Consolidated Review

Inception: 6/30/20

	Beginning Market Value	Contributions/ Withdrawals	Income	Change in Market Value	Ending	Investment Results	Time-Weighted (Net of Fees) Performance
MTD 5/31/25-6/11/25	\$2,128,601.25	\$0.00	\$1,379.80	\$30,012.07	\$2,159,993.12	\$31,391.87	1.47%
Prior 3 Months 2/28/25-5/31/25	\$2,097,237.70	\$32,172.32	\$12,505.54	(\$13,314.32)	\$2,128,601.25	(\$808.78)	(0.07%)
Custom 6/30/23-5/31/25	\$1,234,459.29	\$554,301.69	\$100,732.95	\$239,107.32	\$2,128,601.25	\$339,840.27	21.21%
Last 12 Months 5/31/24-5/31/25	\$1,865,411.76	\$80,948.15	\$73,525.39	\$108,715.95	\$2,128,601.25	\$182,241.34	9.54%
Custom 6/30/24-5/31/25	\$1,916,111.33	\$57,273.15	\$69,110.18	\$86,106.59	\$2,128,601.25	\$155,216.77	7.98%
Since Inception* 6/30/20-6/11/25	\$341,275.20	\$1,276,684.22	\$237,595.26	\$304,438.44	\$2,159,993.12	\$542,033.70	8.24%

*Returns are annualized for periods greater than one year.

College of the Canyons Foundation 1 // xxxxx024

Inception: 7/17/20

	Beginning Market Value	Contributions/ Withdrawals	Income	Change in Market Value	Ending	Investment Results	Time-Weighted (Net of Fees) Performance
MTD 5/31/25-6/11/25	\$1,241,621.65	\$0.00	\$508.09	\$17,835.53	\$1,259,965.27	\$18,343.62	1.48%
Prior 3 Months 2/28/25-5/31/25	\$1,232,664.52	\$9,027.12	\$6,705.82	(\$6,775.81)	\$1,241,621.65	(\$69.99)	(0.03%)
Custom 6/30/23-5/31/25	\$587,577.98	\$460,829.56	\$59,298.29	\$133,915.82	\$1,241,621.65	\$193,214.11	20.88%
Last 12 Months 5/31/24-5/31/25	\$1,094,833.58	\$39,546.54	\$43,893.44	\$63,348.09	\$1,241,621.65	\$107,241.53	9.61%
Custom 6/30/24-5/31/25	\$1,116,101.33	\$34,546.54	\$41,851.51	\$49,122.27	\$1,241,621.65	\$90,973.78	8.01%
Since Inception* 7/17/20-6/11/25	\$457,231.92	\$502,208.12	\$131,467.28	\$169,057.95	\$1,259,965.27	\$300,525.23	7.41%

*Returns are annualized for periods greater than one year.

Consolidated Accounts: xxxxx024, xxxxx887

Created on 6/12/25

Page 5 of 9

Performance by Account as of Jun 11, 2025



College of the Canyons

James Schramm
james.schramm@raymondjames.com

Performance by Account Detail

College of the Canyons Foundation 2 // xxxxx887
Inception: 6/30/20

	Beginning Market Value	Contributions/ Withdrawals	Income	Change in Market Value	Ending	Investment Results	Time-Weighted (Net of Fees) Performance
MTD 5/31/25-6/11/25	\$886,979.60	\$0.00	\$871.71	\$12,176.54	\$900,027.85	\$13,048.25	1.47%
Prior 3 Months 2/28/25-5/31/25	\$864,573.18	\$23,145.20	\$5,799.72	(\$6,538.50)	\$886,979.60	(\$738.78)	(0.13%)
Custom 6/30/23-5/31/25	\$646,881.31	\$93,472.13	\$41,434.66	\$105,191.50	\$886,979.60	\$146,626.16	21.75%
Last 12 Months 5/31/24-5/31/25	\$770,578.18	\$41,401.61	\$29,631.95	\$45,367.86	\$886,979.60	\$74,999.81	9.45%
Custom 6/30/24-5/31/25	\$800,010.00	\$22,726.61	\$27,258.67	\$36,984.32	\$886,979.60	\$64,242.99	7.95%
Since Inception* 6/30/20-6/11/25	\$341,275.20	\$317,244.18	\$106,127.98	\$135,380.49	\$900,027.85	\$241,508.47	8.30%

*Returns are annualized for periods greater than one year.

Additional Information Regarding This Report



College of the Canyons

James Schramm

james.schramm@raymondjames.com

This report should not be used as a substitute for your monthly statement, 1099 or to determine taxability. Changes in tax laws may occur at any time and could have a substantial impact upon each person's situation. While we are familiar with the tax provisions of the issues presented herein, we are not qualified to render advice on tax or legal matters. The information in this report has been obtained from sources that we believe to be reliable, but cannot be guaranteed.

©2025 Raymond James Financial Services, Inc., member FINRA/SIPC. Investment products are: not deposits, not FDIC/NCUA insured, not insured by any government agency, not bank guaranteed, subject to risk and may lose value.

Securities offered through Raymond James Financial Services, Inc. Member FINRA/SIPC. Investment Advisory Services offered through Raymond James Financial Services Advisors, Inc. and/or the Independent Registered Investment Advisor, or both. Please refer to your advisory services contract and form ADV for more information. Your financial advisor may operate under a separate business entity. The business entity is independent of Raymond James Financial Services and not a broker/dealer.

The account listing may or may not include all of your accounts with Raymond James Financial Services, Inc. This report is comprised of data from the following accounts: xxxxx024, xxxxx887

Report ID: a_731336_1749700800000_1749751719108000_00001of00001-CBM

Performance

The performance data quoted represents past performance and does not guarantee future results. The investment return and principal value of an investment will fluctuate so that an investor's shares, when redeemed, may be worth more or less than their original cost. The current performance may be lower or higher than the performance data quoted. It is not possible to invest directly in an index.

Performance is depicted using the Time-Weighted method for the entire period.

Time-Weighted - The geometric (compounded) return measured on the basis of periodic market valuations of assets. If applicable, the return includes the effects of leverage. Unlike the dollar-weighted method, it minimizes the impact of cash flows on the rate of return; however, in principle it requires valuations to be made on the occasion of each cash flow. Approximation to this measure can be obtained by prorating cash flows to successive valuation points or by computing internal rates of return between valuation points. If there are no interim cash flows, the time-weighted return, compounded annually determines the entire value of an investment.

Returns are calculated net of fees.

Annualized refers to the annualized return from the inception date of the account, or the selected beginning date when using the date-to-date functionality.

The inception date indicates the date of account or household initiation in the Portfolio Performance system. This date may not match the date the account was opened.

Managed Account Performance- In order for managers to track real time cash in managed AMS accounts, certain activity may not reflect the actual transaction dates and market values may differ

from what is reported on client statements. The Time-Weighted Total Equity and Time-Weighted All Cash returns are the same for these accounts.

All performance figures exclude unpriced securities (including securities of indeterminate value), limited partnerships (other than limited partnerships classified as Alternative Investments and appearing in that section of your statement).

Dividends are not guaranteed and will fluctuate.

The CFA Institute has not been involved with the preparation or review of this statement.

Accounts that have been closed may be included in the consolidated performance report. When closed accounts are included in the consolidated report, the performance report will only include information for the time period the account was active during the consolidated performance reporting time period.

Accounts with Real Time Cash may have cash values updated throughout the day, note that this may cause a difference in account values between performance and holdings reports.

Securities Information

Non-proprietary annuity values will show as contributions on the date they became available to the Portfolio Performance system. They are included through the selected calculation ending date. Prior inclusion of these values in the rate of return calculation is not available.

Raymond James Certificates of Deposit values will show as contributions on the date they became available to the Portfolio Performance system. They are included through the selected calculation ending date. Prior inclusion of these values in the rate of return calculation is not available.

Additional Information Regarding This Report



College of the Canyons

James Schramm

james.schramm@raymondjames.com

Values include accrued income. Values are based on trade date accounting method.

Morningstar equity information as of (June 11, 2025)

Morningstar mutual fund and annuity information as of (June 10, 2025)

Morningstar 529 information as of (May 19, 2025)

Raymond James and Morningstar data are subject to the availability of the fund filings as well as internal analysis and may not represent real-time allocations.

©2025 Morningstar, Inc. All rights reserved. The information contained herein: (1) is proprietary to Morningstar and/or its content providers; (2) may not be copied or distributed; and (3) is not warranted to be accurate, complete or timely. Neither Morningstar nor its content providers are responsible for any damages or losses arising from any use of this information. Past performance is no guarantee of future results.

This analysis is for informational purposes only and is intended to be used as part of a complete portfolio review with your financial advisor. The data provided in the asset allocation analysis is subject to inherent limitations and is not guaranteed to represent actual asset class exposure(s) within your account(s) at the time of calculation. See raymondjames.com/asset-allocation/faq to learn more. Raymond James and Morningstar data are subject to the availability of fund filings as well as internal analysis and may not represent real-time allocations.

An investment in a money market fund is not insured or guaranteed by the Federal Deposit Insurance Corporation or any other government agency. Although these funds seek to preserve the value of your investment at \$1.00 per share, it is possible to lose money by investing in them.

Short positions and negative cash values are not included in the allocation.

While sources used for pricing publicly traded securities are considered reliable, the prices displayed on your statement may be based on actual trades, bid/ask information or vendor evaluations. As such, the prices displayed on your statement may or may not reflect actual trade prices you would receive in the current market. Pricing for non-publicly traded securities is obtained from a variety of sources, which may include issuer-provided information. Raymond James does not guarantee the accuracy, reliability, completeness or attainability of this information. Investment decisions should be made only after contacting your Financial Advisor.

Within certain packaged products (for example, open-ended mutual funds, closed-ended mutual funds

and exchange traded funds), any fixed income security held in the product portfolio is affected by several risks, including, without limitation, interest rate, prepayment, and credit related risks. Any rise (fall) in interest rates may reduce (increase) the value of the investment. An overview of these and other risks is available at raymondjames.com, finra.org, emma.msrb.org, and investigatingbonds.com.

Packaged products may be represented across multiple asset classes.

Additional Information Regarding This Report



College of the Canyons

James Schramm
james.schramm@raymondjames.com

Benchmark Information

Bloomberg U.S. Agg Bd - The Bloomberg U.S. Aggregate Bond index is a measure of the investment grade, fixed-rate, taxable bond market of roughly 6,000 SEC-registered securities with intermediate maturities averaging approximately 10 years. The index includes bonds from the Treasury, Government-Related, Corporate, MBS, ABS, and CMBS sectors.

MSCI EAFE (Net Div) - MSCI EAFE Net Dividend is a free float-adjusted market capitalization index that is designed to measure the equity market performance of developed markets, excluding the United States & Canada. As of June 2007 the MSCI EAFE Index consisted of the following 21 developed market countries: Australia, Austria, Belgium, Denmark, Finland, France, Germany, Greece, Hong Kong, Ireland, Italy, Japan, Netherlands, New Zealand, Norway, Portugal, Singapore, Spain, Sweden, Switzerland, and the United Kingdom. (Total Return Index) - With Net Dividends: Approximates the minimum possible dividend reinvestment. The dividend is reinvested after deduction of withholding tax, applying the rate to non-resident individuals who do not benefit from double taxation treaties. MSCI Barra uses withholding tax rates applicable to Luxembourg holding companies, as Luxembourg applies the highest rates.

S&P 500 Total Return Indx - The S&P 500 Index Total Return is a broad-based measurement of changes in stock market conditions based on the average performance of 500 widely held common stocks. It consists of 400 industrial, 40 utility, 20 transportation, and 40 financial companies listed on U.S. market exchanges. This is a capitalization-weighted calculated on a total return basis with dividends reinvested. The S&P represents about 75% of the NYSE market capitalization.

Custom Blended Benchmark 1

S&P 500 Total Return Indx 65%, Bloomberg U.S. Agg Bd 35% - The S&P 500 Index Total Return is a broad-based measurement of changes in stock market conditions based on the average performance of 500 widely held common stocks. It consists of 400 industrial, 40 utility, 20 transportation, and 40 financial companies listed on U.S. market exchanges. This is a capitalization-weighted calculated on a total return basis with dividends reinvested. The S&P represents about 75% of the NYSE market capitalization.

The Bloomberg U.S. Aggregate Bond index is a measure of the investment grade, fixed-rate, taxable bond market of roughly 6,000 SEC-registered securities with intermediate maturities averaging approximately 10 years. The index includes bonds from the Treasury, Government-Related, Corporate, MBS, ABS, and CMBS sectors.

Custom Blended Benchmark 2

S&P 500 Total Return Indx 50%, Bloomberg U.S. Agg Bd 50% - The S&P 500 Index Total Return is a broad-based measurement of changes in stock market conditions based on the average performance of 500 widely held common stocks. It consists of 400 industrial, 40 utility, 20 transportation, and 40 financial companies listed on U.S. market exchanges. This is a capitalization-weighted calculated on a total return basis with dividends reinvested. The S&P represents about 75% of the NYSE market capitalization.

The Bloomberg U.S. Aggregate Bond index is a measure of the investment grade, fixed-rate, taxable bond market of roughly 6,000 SEC-registered securities with intermediate maturities averaging approximately 10 years. The index includes bonds from the Treasury, Government-Related, Corporate, MBS, ABS, and CMBS sectors.

COLLEGE OF THE CANYONS FOUNDATION

2025-2026 Adopted Budget

Fund 81: Operating Fund

	Adopted Budget 2024-2025	YTD Actuals as of 5/31/25	Projections through 6/30/25	Adopted Budget 2025-2026	Variance Adopted 2024-2025 vs Adopted 2025-2026	Budget Variance Explanation
<u>REVENUES</u>						
General						
Interest/Dividends	\$ 5,000	\$ 4,212	\$ 6,000	\$ 5,000	\$ -	Same as prior year budget
Change in Life Insurance Cash Value (Year End Adj)	\$ 4,000	\$ -	\$ 4,000	\$ 4,000	\$ -	Same as prior year budget
Change in Irrevocable Planned Gift Value (Year End Adj)	\$ 700	\$ -	\$ 700	\$ 700	\$ -	Same as prior year budget
Interfund Transfers (5% Admin Fees)	\$ 5,000	\$ 1,000	\$ 1,000	\$ 5,000	\$ -	Same as prior year budget
Interfund Transfers (Fund 82 Interest Sweep)	\$ 30,000	\$ -	\$ 30,000	\$ 25,300	\$ (4,700)	Decrease based on fundraising projection
Subtotal General	\$ 44,700	\$ 5,212	\$ 41,700	\$ 40,000	\$ (4,700)	
Fundraising						
Annual Fund Appeal	\$ 15,000	\$ 8,529	\$ 9,000	\$ -	\$ (15,000)	Budget in Unrestricted Giving
Development Fundraising	\$ 4,000	\$ 1,941	\$ 2,000	\$ -	\$ (4,000)	Budget in Unrestricted Giving
Alumni Development	\$ 4,000	\$ 2,940	\$ 3,000	\$ -	\$ (4,000)	Budget in Unrestricted Giving
President's Circle	\$ 50,000	\$ 12,874	\$ 12,874	\$ -	\$ (50,000)	Budget in Unrestricted Giving
Unrestricted Giving	\$ -	\$ -	\$ -	\$ 165,300	\$ 165,300	Account used for overall Unrestricted Giving
Subtotal Fundraising	\$ 73,000	\$ 26,284	\$ 26,874	\$ 165,300	\$ 92,300	
Special Events						
Golf Tournament	\$ 70,000	\$ 79,735	\$ 79,735	\$ 150,000	\$ 80,000	Increase based on fundraising projection
Silver Spur/Road Rally	\$ 80,000	\$ 110,175	\$ 115,000	\$ 30,000	\$ (50,000)	Decrease based on fundraising projection
Subtotal Special Events	\$ 150,000	\$ 189,910	\$ 194,735	\$ 180,000	\$ 30,000	
TOTAL REVENUES	\$ 267,700	\$ 221,406	\$ 263,309	\$ 385,300	\$ 117,600	
<u>EXPENSES</u>						
Salaries & Benefits						
Classified Employee	\$ 80,000	\$ 31,103	\$ 40,592	\$ 80,000	\$ -	Same as prior year budget
Employee Benefits - Classified	\$ 8,000	\$ 2,719	\$ 4,208	\$ 8,000	\$ -	Same as prior year budget
College Assistant/Adult Hourly	\$ -	\$ 16,531	\$ 16,531	\$ -	\$ -	No expenses anticipated
Employee Benefits - College Asst/Adult Hourly	\$ -	\$ 1,607	\$ 1,607	\$ -	\$ -	No expenses anticipated
Contract Services (Temp Staffing)	\$ -	\$ 11,771	\$ 11,771	\$ 1,500	\$ 1,500	Add based on fundraising projection
Subtotal Salaries & Benefits	\$ 88,000	\$ 63,731	\$ 74,709	\$ 89,500	\$ 1,500	

COLLEGE OF THE CANYONS FOUNDATION

2025-2026 Adopted Budget

Fund 81: Operating Fund

	Adopted Budget 2024-2025	YTD Actuals as of 5/31/25	Projections through 6/30/25	Adopted Budget 2025-2026	Variance Adopted 2024-2025 vs Adopted 2025-2026	Budget Variance Explanation
Development Fundraising						
Contract Services (Raisers Edge Software)	\$ 11,200	\$ 9,499	\$ 9,499	\$ 35,400	\$ 24,200	Increase previously funded by District
Mileage	\$ 500	\$ -	\$ -	\$ 4,800	\$ 4,300	Increase based on fundraising projection
Conferences	\$ 2,000	\$ -	\$ -	\$ 1,199	\$ (801)	Decrease based on fundraising projection
Event/Meeting Attendance	\$ 2,000	\$ 820	\$ 1,000	\$ 3,360	\$ 1,360	Increase based on fundraising projection
Memberships	\$ 800	\$ 340	\$ 800	\$ 2,900	\$ 2,100	Increase based on fundraising projection
Advertising/Marketing	\$ 5,200	\$ 4,918	\$ 5,300	\$ 3,500	\$ (1,700)	Decrease based on fundraising projection
Board Designated	\$ 5,000	\$ -	\$ 5,000	\$ -	\$ (5,000)	No expenses anticipated
Other Expenses	\$ 9,500	\$ 6,229	\$ 9,500	\$ -	\$ (9,500)	No expenses anticipated
Alumni Development	\$ 4,000	\$ 752	\$ 2,000	\$ 2,000	\$ (2,000)	Decrease based on fundraising projection
Planned Giving expense	\$ 4,000	\$ -	\$ -	\$ 3,000	\$ (1,000)	Decrease based on fundraising projection
Subtotal Development Fundraising	\$ 44,200	\$ 22,558	\$ 33,099	\$ 56,159	\$ 11,959	
General Operations						
Office Supplies	\$ 1,500	\$ 1,232	\$ 1,500	\$ 1,500	\$ -	Same as prior year budget
Contract Services (Financial Advisor)	\$ 15,000	\$ 12,170	\$ 12,170	\$ 15,000	\$ -	Increase based on fundraising projection
Auditors	\$ -	\$ -	\$ -	\$ 17,000	\$ 17,000	Previously funded by District
Legal Services (Attorney)	\$ -	\$ -	\$ -	\$ 26,880	\$ 26,880	Previously funded by District
Mileage	\$ 200	\$ -	\$ 200	\$ -	\$ (200)	No expenses anticipated
Postage	\$ 600	\$ 350	\$ 600	\$ 1,000	\$ 400	Increase based on fundraising projection
Other Expenses (Board Installation)	\$ 5,500	\$ 4,231	\$ 6,000	\$ 5,000	\$ (500)	Decrease for expense funded by District
Credit Card Fees	\$ 8,000	\$ 9,364	\$ 10,000	\$ 5,000	\$ (3,000)	Decrease based on 24/25 actuals
Subtotal General Operations	\$ 30,800	\$ 27,347	\$ 30,470	\$ 71,380	\$ 40,580	
Benefit Programs						
President's Circle	\$ 18,000	\$ 180	\$ 180	\$ 9,500	\$ (8,500)	Decrease based on fundraising projection
Canyons Circle	\$ -	\$ -	\$ -	\$ 7,500	\$ 7,500	Add based on fundraising projection
Cougars Circle	\$ -	\$ -	\$ -	\$ 7,560	\$ 7,560	Add based on fundraising projection
Subtotal Benefit Programs	\$ 18,000	\$ 180	\$ 180	\$ 24,560	\$ 7,560	
Special Events						
Golf Tournament	\$ 40,000	\$ 35,116	\$ 35,116	\$ 42,000	\$ 2,000	Increase based on fundraising projection
Silver Spur/Road Rally	\$ 45,000	\$ 61,562	\$ 63,000	\$ 17,500	\$ (27,500)	Decrease based on fundraising projection
Scholarly Presentation	\$ 1,500	\$ 3,000	\$ 3,000	\$ 1,500	\$ -	Same as prior year budget
Subtotal Special Events	\$ 86,500	\$ 99,678	\$ 101,116	\$ 61,000	\$ (25,500)	
TOTAL EXPENSES	\$ 267,500	\$ 213,494	\$ 239,574	\$ 302,599	\$ 35,099	
Net Revenue	\$ 200	\$ 7,912	\$ 23,735	\$ 82,701		

COLLEGE OF THE CANYONS FOUNDATION

2025-2026 Adopted Budget

Fund 81: Operating Fund

	Adopted Budget 2024-2025	YTD Actuals as of 5/31/25	Projections through 6/30/25	Adopted Budget 2025-2026	Variance Adopted 2024-2025 vs Adopted 2025-2026	Budget Variance Explanation
Beginning Fund Balance	\$ 181,631	\$ 181,631		\$ 329,032		
Trf to Fund 87 - COC Foundation Endowment	\$ -	\$ -				
Investment in Life Insurance Cash Value	\$ 99,181	\$ 99,181		\$ -		
Irrevocable Planned Gift	\$ 33,290	\$ 33,290				
Fair Market Value Adj. on Cash in County	\$ -	\$ 7,018				
Subtotal - Beginning Fund Balance	\$ 314,102	\$ 321,120		\$ 411,733		
Ending Fund Balance	\$ 314,302	\$ 329,032		\$ 411,733		

Cash Balance		
Discretionary Cash Balance	\$	178,384
Fair Market Value Adj on Cash in County	\$	-
Total Cash Balance	\$	178,384

Note: Fund Balances for all Funds are Estimated and will be Updated at Year End Close

COLLEGE OF THE CANYONS FOUNDATION
2025-2026 Adopted Budget
Fund 82 - 89: Temporarily Restricted and Permanently Restricted Funds

	Adopted Budget 2024-2025	YTD Actuals as of 5/31/25	Adopted Budget 2025-2026	Variance Adopted 2024-2025 vs Adopted 2025-2026	Comments
FUND 82: PROGRAM FUND					
2025-26 Fund Raising Revenue Goal:					
Beginning Fund Balance	1,958,121	1,958,121	2,070,918		
Foundation Capacity Campaigns					
Advanced Technology Center Support	1,000,000	-	175,000	(825,000)	\$3M Goal by 2027 - Campaign being revisited
BANC - Basic Needs Center	72,500	3,103	75,000	2,500	
Foundation Mini Grant Program	-	20,000	25,000	25,000	Increase based on fundraising projections
Cougars Care Emergency Grant	10,000	2,025	25,000	15,000	Increase based on fundraising projections
Patrons of the Arts	25,000	15,890	20,000	(5,000)	Decrease based on fundraising projections
Roger Van Hook Raising the BAR	25,000	1,240	-	(25,000)	
Student Center Support	-	-	100,000	100,000	Add based on fundraising projections
Foundation Capacity Campaigns Subtotal	1,132,500	42,258	420,000	(712,500)	
Donor Contributions:					
All Other Instructional Programs	55,000	47,372	60,000	5,000	Increase based on fundraising projections
All Other Campus Departments/Clubs	100,000	73,135	80,000	(20,000)	Decrease based on fundraising projections
All Other Athletics	10,000	37,526	35,000	25,000	Increase based on fundraising projections
Donor Contributions Subtotal	165,000	158,033	175,000	10,000	
Revenue Goal Total	1,297,500	200,291	595,000	(702,500)	
Ending Fund Balance	3,255,621	2,158,412	2,665,918		
Interest/Transfers/Expenses/FMV		(87,494)			
Estimated total maximum expenditure	3,255,621	2,070,918	2,665,918		
Approved LACOE Appropriation Budget			2,665,918		

COLLEGE OF THE CANYONS FOUNDATION
2025-2026 Adopted Budget
Fund 82 - 89: Temporarily Restricted and Permanently Restricted Funds

	Adopted Budget 2024-2025	YTD Actuals as of 5/31/25	Adopted Budget 2025-2026	Variance Adopted 2024-2025 vs Adopted 2025-2026	Comments
FUND 83: CAPITAL CAMPAIGNS FUND					
2025-26 Fund Raising Revenue Goal:					
Beginning Fund Balance	8	8	9		
Capital Campaign - new revenue	-	-	-	-	
Revenue Goal Total	-	-	-	-	
Ending Fund Balance	8	8	9	-	
Interest/Transfers/Expenses/FMV	-	1	-		
Estimated total maximum expenditure	8	9	9		
Approved LACOE Appropriation Budget			9		
FUND 84: EXPENDABLE SCHOLARSHIPS FUND					
2025-26 Fund Raising Revenue Goal:					
Beginning Fund Balance	662,273	662,273	832,410		
External 3rd Party Scholarships	65,000	193,758	100,000	35,000	Increase based on fundraising projections
New & Existing Expendable Scholarships	150,000	134,707	250,000	100,000	Increase based on fundraising projections
Revenue Goal Total	215,000	328,465	350,000	135,000	
Ending Fund Balance	877,273	990,738	1,182,410		
Interest/Transfers/Expenses/FMV		(158,328)			
Estimated total maximum expenditure	877,273	832,410	1,182,410		
Approved LACOE Appropriation Budget			1,182,410		

COLLEGE OF THE CANYONS FOUNDATION
2025-2026 Adopted Budget
Fund 82 - 89: Temporarily Restricted and Permanently Restricted Funds

	Adopted Budget 2024-2025	YTD Actuals as of 5/31/25	Adopted Budget 2025-2026	Variance Adopted 2024-2025 vs Adopted 2025-2026	Comments
FUND 85: MAJOR GIFTS FUND					
2025-26 Fund Raising Revenue Goal:					
Beginning Fund Balance	4,674	4,674	4,998		
Donations: Major gifts	-	-	-	-	
Revenue Goal Total	-	-	-	-	
Ending Fund Balance	4,674	4,674	4,998		
Interest/Transfers/Expenses/FMV		324			
Estimated total maximum expenditure	4,674	4,998	4,998		
Approved LACOE Appropriation Budget			4,998		
FUND 86: ENDOWED SCHOLARSHIPS FUND					
2025-26 Fund Raising Revenue Goal:					
Beginning Fund Balance	1,270,067	1,270,067	1,384,668		Funds held at Raymond James
Donations: New & existing Endowed Scholarships	50,000	113,745	236,708	186,708	Increase based on fundraising projections
Revenue Goal Total	50,000	113,745	236,708	186,708	
Ending Fund Balance	1,320,067	1,383,812	1,621,376		
Interest/Transfers/Expenses/FMV		856			
Estimated total maximum expenditure	1,320,067	1,384,668	1,621,376		
Approved LACOE Appropriation Budget			1,621,376		

COLLEGE OF THE CANYONS FOUNDATION
2025-2026 Adopted Budget
Fund 82 - 89: Temporarily Restricted and Permanently Restricted Funds

	Adopted Budget 2024-2025	YTD Actuals as of 5/31/25	Adopted Budget 2025-2026	Variance Adopted 2024-2025 vs Adopted 2025-2026	Comments
FUND 87: ENDOWMENTS - OTHER					
2025-26 Fund Raising Revenue Goal:					
Beginning Fund Balance	1,047,070	1,047,070	1,076,333		Funds held at Raymond James
General Endowments	100,000	27,526	400,000	300,000	Increase based on fundraising projections
Revenue Goal Total	100,000	27,526	400,000	300,000	
Ending Fund Balance	1,147,070	1,074,596	1,476,333		
Interest/Transfers/Expenses/FMV		1,737			
Estimated total maximum expenditure	1,147,070	1,076,333	1,476,333		
Approved LACOE Appropriation Budget			1,476,333		
FUND 88: CALIFORNIA COMMUNITY COLLEGES SCHOLARSHIP AWARDS					
2025-26 Fund Raising Revenue Goal:					
Beginning Fund Balance	3,282	3,282	226,503		
FCCC Osher contribution to fund Scholarships	91,350	91,350	96,000	4,650	From FCCC yearly statement
Revenue Goal Total	91,350	91,350	96,000	4,650	
Ending Fund Balance	94,632	94,632	322,503		
Interest/Transfers/Expenses/FMV		(105,436)			
Funds held by FCCC Endowed Scholarships	244,557	237,307			
Estimated total maximum expenditure	339,189	226,503	322,503		
Approved LACOE Appropriation Budget			322,503		

COLLEGE OF THE CANYONS FOUNDATION
2025-2026 Adopted Budget
Fund 82 - 89: Temporarily Restricted and Permanently Restricted Funds

	Adopted Budget 2024-2025	YTD Actuals as of 5/31/25	Adopted Budget 2025-2026	Variance Adopted 2024-2025 vs Adopted 2025-2026	Comments
FUND 89: CALIFORNIA COMMUNITY COLLEGES SCHOLARSHIP ENDOWMENT					
2025-26 Fund Raising Revenue Goal:					
Beginning Fund Balance	1,041,613	1,041,613	1,041,613		
Donations: New & existing CCC Scholarships	-	-	-	-	
Revenue Goal Total	-	-	-	-	
Ending Fund Balance	1,041,613	1,041,613	1,041,613		
Estimated total maximum expenditure	1,041,613	1,041,613	1,041,613		
Approved LACOE Appropriation Budget			1,041,613		

SECTION: **POLICY STATEMENT – GENERAL**

SUBJECT: **ENDOWMENT FUNDS POLICY**

PURPOSE: To provide a policy framework for managing endowment and related accounts.

NEW/REVISED: Revised

EFFECTIVE
DATE: August 22, 2025

I. Definition and Endowment Tyoes

A. Definition: An endowment is a special fund whereby the gift amount or principal is invested and a portion of the income earned on the principal is spent as directed by the endowment agreement. Endowment principle and additional gifts are held in perpetuity.

B. Types of Endowments

1. **Permandent (aka True or Perpetual) Endowment:** This endowment structure holds the principal (corpus) of the gift in perpetuity while earnings from the invested assets are expended on an annual or periodic basis as spelled out in the Memorandum of Understanding (Gift Agreement).
2. **Termed Endowment:** A termed endowment is a type of endowment fund that is established for a specific period or purpose, after which the principal can be spent or released. Unlike permanent endowments, which are intended to last indefinitely, termed endowments have a defined duration as specified by the donor.
3. **Quasi Endowment:** A quasi-endowment is a fund established by an organization that is intended to be invested to generate income, but unlike a true endowment, the principal can be accessed and used at the discretion of the organization's governing board. This type of fund provides flexibility for spending while still aiming to preserve the principal for future use.
4. **Board-Designated Endowments:** Board-Designated Endowments are donated funds that have been turned into endowments at the approval of the Foundation Board of Directors or, in accordance with this policy, by the Foundation's Executive Director or other Foundation staff member as

designated by the Foundation's Executive Committee. Such action shall normally be by request of the Foundation Board of Directors. These endowments are invested and managed with other endowed funds. Board-Designated Endowments may only spend principal in accordance with this Endowment Policy or the Board resolution or Endowment Statement creating such Board-Designated Endowment.

C. Structuring the Endowment:

1. **Restricted or Unrestricted:** An endowment can be restricted or unrestricted. Unrestricted Endowments allow the funds to be used for general purposes without specific limitations, giving the organization flexibility in how to allocate the income generated from the endowment. This type of endowment is the most common and can be spent whenever and wherever it is needed most. A restricted endowment is a fund where the donor has specified that the principal amount must be maintained intact, and only the income generated from it can be used for designated purposes. These restrictions can be permanent or temporary, and the organization must adhere to the donor's stipulations regarding how the funds are used as outlined by the Donor(s) in the Memorandum of Understanding (Gift Agreement).
2. **Open or Closed:** An open endowment allows for ongoing contributions and withdrawals, providing flexibility in funding, while a closed endowment restricts access to the principal amount, using only the investment income for specific purposes. Closed endowments are typically designed to ensure long-term financial stability for the institution.

II. Investment, Spending Policy, and Usage

A. Endowment Establishment: When establishing an endowment, an Memorandum of Understanding (Gift Agreement) shall be prepared and shall include or make specific reference to the purpose, conditions and restrictions accorded to each endowment. The agreement shall be approved by the Foundation's Chief Development Officer, consistent with applicable laws and regulations and the donors or creators intent. The Foundation accepts Scholarship, Other, and Osher, Endowments.

1. **Endowed Scholarships:** An Endowed Scholarship must be established with a minimum principle gift of \$1,000 or more. The original gift and additional installments to the scholarship are invested, and the interest income is allowed to be reinvested to maximize the Endowed Scholarship's fund balance. The Endowed Scholarship, which includes the original gift, any installments, and any interest income, must reach \$10,000 before any award from the fund can be given to a recipient. Once the \$10,000 threshold amount has been reached, the first scholarship may be awarded when the scholarship fund has accrued sufficient interest above the threshold amount to distribute the respective targeted scholarship award designated by the donor.
2. **Other Endowment Threshold Amount:** Endowments other than endowed scholarships may be established with a \$1,000 minimum initial donation, but must be funded at the appropriate level, as determined by the Foundation, so

that annual payout is sufficient to support the intended purpose of the donor. Endowments previously approved at lower levels will now be grandfathered into this policy but must reach a threshold level of \$10,000 prior to any expenditure being made from the fund. Exception to any established threshold shall be approved by the Foundation Board of Directors and submitted to the Executive Director or other Foundation staff member as designated by the Executive Committee for consideration.

3. **Osher Scholarship Endowments:** Osher Scholarship Endowments are administered by the Foundation for California Community Colleges (“FCCC”) and are subject to the terms provided for in the Foundation’s Scholarship & Grant Policy.

- B. Acceptance:** The Foundation reserves the right to reject gifts, endowed or otherwise from any Donor. Assets for endowment other than cash or securities must be referred to the Executive Director or other Foundation staff member as designated by the Executive Committee for consideration and acceptance.
- C. Maintenance of Corpus:** Assets of endowment funds shall not be hypothecated or pledged for any purpose, and shall not be loaned or invested in a manner inconsistent with the Foundation’s investment policy.
- D. Investment Policy:** Endowment funds are The Foundation may, at its discretion, reinvest interest not expended for distributions back into the endowment. In years when the interest is lower than average, the amount for that year may be increased through additional one-time gifts by the donor(s) which are specified to be used for distributions and not held as Endowment funds.
- E. Withdrawal Policy:** The annual amount of a distribution from an endowment is based upon the average actual interest earned for the previous three years, not to exceed five percent (5%) or such lower amount as may be required by the California Probate Code.
- F. Administrative Fees:** The Foundation charges the following fees:
 1. **One-Time Establishment Fee (Set-Up Fee)**
 - \$1,500 for Gifts of \$250,000+
 - \$800 for Gifts of \$125,000+
 - \$450 for Gifts of \$75,000+
 - \$250 for Gifts of 20,000+
 - \$100 for Gifts >\$20,000
 2. **Deposit Fee**
 - 1% on Deposits
 3. **Annual Endowment Management Fee**
 - 1.5% on Earned Interest for Endowments Greater than \$5,000,000
 - 1% on Earned Interest for Endowments \$500,000 to \$5,000,000
 - .075% for Endowments <\$500,000

III. Recognition and Reporting

- A.** Donors will be receive a detailed endowment report at an annual meeting with their Philanthropy Advisor, or have the report sent to them by email or mail.

- B.** A Donor(s) may be recognized for a substantial gift to the Foundation in accordance with the Naming Policy of the Santa Clarita Community College District.

COLLEGE OF THE CANYONS FOUNDATION
26455 Rockwell Canyon Road, Santa Clarita, CA 91355

Executive Committee
Meeting - Minutes
May 07, 2025 4:00 PM
Canyons Hall 201

Members David Andrus, JD (Interim President), Gary Horton (Chair), Shawna Mann (Foundation CEO),

Present: Monical Lee Copeland (Foundation Secretary), Tamara Gurney, Steve Corn

Members

Absent: Jason Hinkle (Vice-President, Business Services and Foundation Treasurer), Lisa Burke, Brian Koegle, Jill Mellady

Foundation Staff Desiree Dodd (Director of Development and Engagement), Melayn Poladian (Foundation

Present: Relations Coordinator III), Dylan Mahoney (Marketing and Events Coordinator)

District Staff

Present: None

Affiliated Guests

Present: None

Other

Attendees: None

1. PRELIMINARY FUNCTIONS

1.1 Call to Order/Establishment of a Quorum

Gary Horton

Noting that a quorum was present, Gary Horton called the meeting to order at 4:05 PM.

1.2 Comments by Members of the Audience NOT on the Agenda

Gary Horton

There were no comments made by members not on the agenda.

1.3 Approval of Meeting Agenda

Gary Horton

Gary Horton requested a motion to approve the meeting agenda.

Motion to Approve:

Steve Corn

Second:

David Andrus

Voting Yes:

Shawna Mann, Gary Horton,
Monica Lee Copeland, Tamara
Gurney

1.4 Approval of Meeting Minutes: March 5th, 2025

Gary Horton

Gary Horton requested a motion to approve the meeting minutes from March 5th, 2025.

Motion to Approve:

Tamara Gurney

Second:

David Andrus

Voting Yes:

Shawna Mann, Gary Horton,
Monica Lee Copeland, Steve Corn

2. Information

2.1 2023-2024 990 – IRS Tax Exempt Organization Filing

Shawna Mann

Shawna Mann presented the Foundation's 990, an informational tax form that tax-exempt organizations must file. It provides the IRS with an overview of the Foundation's activities and governance. The Foundation's net assets are just over \$6.5 million, a \$572,000 increase from the prior year. The Foundation's total revenues exceed \$1,541,000. The 990 also includes in-depth explanations of the Foundation's mission, a checklist of required schedules, and compensation of Officers, Directors, Trustees, and Employees. Schedule B discloses all individuals who have donated more than \$30,000 in the 2023-2024 year. Schedule D provides details on endowment funds. The monetary support the Foundation provides to the district through educational resources and student scholarships is also provided. Shawna noted that the 990 can be found on the Foundation's website.

3. APPROVAL

3.1 Approval of Financial Statements as of March 31, 2025

Lisa Burke

Shawna Mann provided an update on the Foundation's finances as of March 31, 2025 in lieu of Lisa Burke's absence. The Foundation is currently 75% of the way through the fiscal year, with revenues and expenses tracking below budget. Revenues currently sit at \$127,103 and expenses at \$146,876. Both of these totals are expected to balance out as the year's event schedule concludes.

She noted that the Annul Fund Appeal is significantly lacking and will be an area of focus for Chief Development Officer ML. Gary explained that many of these finances will be revisited as the new strategic development plan is written.

Chancellor's Circle also sits below budget, and the team is currently reviewing how it will fit into the strategic plan in the future.

Silver Spur is expected to generate \$102,000 in revenue, netting over \$40,000.

Motion to approve:

Steve Corn

Second:

Monica Lee Copeland

Voted Yes:

David Andrus, Shawna Mann,
Gary Horton, Tamara Gurney

3.2 Foundation Credit Cards

Shawna Mann

- **Add Monica Lee Copeland and Dylan Mahoney to the cards**
- **Change Shawna Mann's name (still listed under Lubs)**
- **Change of Account Holders**

Shawna Mann requested a motion to make changes to Foundation Credit Cards listed above.

Motion to approve:

Steve Corn

Second:

Tamara Gurney

Voted Yes:

David Andrus, Shawna Mann,
Gary Horton, Monica Lee
Copeland

3.3 Changes to Bank Accounts

Shawna Mann

- **Change of Signers**
- **Update name on account**

Shawna Mann requested a motion to make the above changes to Foundation Bank Accounts.

Motion to approve:

Tamara Gurney

Second:

Steve Corn

Voted Yes:David Andrus, Shawna Mann,
Gary Horton, Monica Lee
Copeland**3.4 Tentative Budget for the 2025-2026 Fiscal Year****Shawna Mann**

Shawna Mann presented the tentative budget for the 2025-2026 Fiscal Year. She noted that it is incredibly tentative given the new strategic development plan, which is in the process of being written; the plan will significantly alter the budget. All aspects of the tentative budget were kept the same as the previous year. Shawna deferred to Monica Lee Copeland, who briefly explained that she will be proposing an annual campaign and fundraising report in the near future.

Motion to approve:

Steve Corn

Second:

David Andrus

Voted Yes:Shawna Mann, Gary Horton,
Monica Lee Copeland, Tamara
Gurney**3.5 Professional Service Agreements****Shawna Mann**

- **Anthony Shaw – Auctioneer for Silver Spur - \$1000 – CANCELLED**
- **Brooke Ritter Photography – Photographer for Silver Spur - \$1,175**
- **Barnes and Noble – Gift Card Promotion for SCV Bookfair - \$0**
- **Masato Nakada – The Kevin Jenkins Memorial Lecture Series - \$600**
- **Tacos Jimenez, Inc. – Food Vendor for SCV Bookfair - \$0**

Shawna requested a motion to approve the service agreements above.

Motion to approve:

Steve Corn

Second:

Monica Lee Copeland

Voted Yes:David Andrus, Shawna Mann,
Gary Horton, Tamara Gurney**4. ADJOURNMENT AND ANNOUNCEMENT OF NEXT MEETING****4.1 Adjournment****Gary Horton**

Gary Horton adjourned the meeting at 4:44 PM.